

Grade 5 November 2020

Time Allowed : 3 hours

Total Marks : 100

Candidates should answer all questions. Please follow the instructions in each question.

IMPORTANT INFORMATION

DO NOT attempt to complete this paper without the corresponding directions from the online screen

You will need access to;

- A smartphone, tablet, or PC that has good internet access and can take pictures (camera/webcam)
- Paper and pencils

The Exam should be completed by a combination of onscreen and written answers (you will be required to take a picture and upload the file)

Candidates aged 16 and under should have the help of a parent/guardian to assist them in navigating the system and uploading the picture answers.





Please follow the instructions on this Resource Paper, and the Online screen. Each question on this paper will correspond to one on the screen.

Written answers on this paper should be clear and visible for picture upload. You are recommended to use a dark, regular pencil or erasable pen. Do not use coloured pencils, markers, or pens.

Please ensure you check your answers after completing all the questions, you may change your answers at any time.

You can use the last page of this book for rough workings.

- 1 Complete this by reading question 1 on the screen and writing on the stave below.



Please complete your answer on the paper, take a picture, click Select File, upload the file and click Save.

Then move onto the next question on this paper and the online screen.

- 2 Complete this by reading question 2 on the screen and writing on the stave below.



Please complete your answer on the paper, take a picture, click Select File, upload the file and click Save.

Then move onto the next question on this paper and the online screen.

3 Complete this by reading question 3 on the screen and writing on the staff below.



Please complete your answer on the paper, take a picture, click Select File, upload the file and click Save.
Then move onto the next question on this paper and the online screen.

4 Complete this by reading question 4 on the screen and writing on the staff below.



Please complete your answer on the paper, take a picture, click Select File, upload the file and click Save.
Then move onto the next question on this paper and the online screen.

5 Complete this by reading question 5 on the screen and writing on the staff below.



Please complete your answer on the paper, take a picture, click Select File, upload the file and click Save.
Then move onto the next question on this paper and the online screen.

- 6** Complete this by studying the music below, then read question **6** on the screen and answer on the screen.

Once you have finished the question on the screen move onto the next question on this paper and the online screen.

- 7** Complete this by reading question **7** on the screen and writing on the stave below.



Please complete your answer on the paper, take a picture, click Select File, upload the file and click Save.

Then move onto the next question on this paper and the online screen.


- 8 Complete this by reading question 8 on the screen and writing on the stave below.



Please complete your answer on the paper, take a picture, click Select File, upload the file and click Save.

Then move onto the next question on this paper and the online screen.

- 9 Complete this by reading question 9 on the screen and writing on the stave below.



Please complete your answer on the paper, take a picture, click Select File, upload the file and click Save.

Then move onto the next question on this paper and the online screen.

10, 11, 12, & 13

Complete this by studying the music below, then read question **10, 11, 12, & 13** on the screen and answer on the screen.

Once you have finished the question on the screen move onto the next question on this paper and the online screen.

14, 15, 16, & 17

Complete this by studying the music below, then read question **14, 15, 16, & 17** on the screen and answer on the screen.

Once you have finished the question on the screen move onto the next question on this paper and the online screen.

18 Complete this by reading question **18** on the screen and writing on the stave below.



Please complete your answer on the paper, take a picture, click Select File, upload the file and click Save.

Then move onto the next question on this paper and the online screen.

19

Complete this by reading question 19 on the screen and writing on the staff below.

The image shows two musical staves. The top staff is a treble clef staff with a key signature of one sharp (F#) and a 4/4 time signature. It contains a melody of notes: G4 (quarter), A4 (quarter), B4 (quarter), C5 (quarter), B4 (quarter), A4 (quarter), G4 (quarter), F#4 (quarter), E4 (quarter), D4 (quarter), C4 (half). The bottom staff is an empty treble clef staff with the same key signature and time signature, divided into four measures for completion.

Please complete your answer on the paper, take a picture, click Select File, upload the file and click Save.

Then move onto the next question on this paper and the online screen.

Please turn to the next page for the next question

20, 21, 22, 23, 24, 25, 26, & 27

Complete this by studying this extract from a piece called 'Sicilienne' by Paradis, then read question 20, 21, 22, 23, 24, 25, 26, & 27 on the screen and answer on the screen.

The image shows three staves of musical notation for the piece 'Sicilienne' by Paradis. The music is in G major and 6/8 time. The first staff contains the first six measures, with a bracket labeled 'X' over the notes G4, A4, B4, and C5 in the fourth measure. The second staff contains the next six measures, with a bracket labeled 'Y' over the notes G4, A4, B4, and C5 in the fourth measure. The third staff contains the final six measures, with a bracket labeled 'Z' over the notes G4, A4, B4, and C5 in the fourth measure.

Once you have finished the question on the screen move onto the next question on this paper and the online screen.

28, 29, 30, & 31

Complete this by studying the melody on screen, then read question 28, 29, 30, & 31 on the screen and answer on the screen.

Once you have finished the question on the screen move onto the next question on this paper and the online screen.

32

Complete this by studying this extract below, then read question **32** on the screen and write on the staff below.



Please complete your answer on the paper, take a picture, click Select File, upload the file and click Save.

Then move onto the next question on this paper and the online screen.

10

33, 34, 35, 36, & 37

Complete this by studying the melody on screen, then read question **33, 34, 35, 36, & 37** on the screen and answer on the screen.

Once you have finished the question on the screen move onto the next question on this paper and the online screen.

Your Exam paper is finished.

Please review all you answers on the screen and click submit when you are ready.

