

**Grade 6**      November 2020

Time Allowed : 4 hours

Total Marks : 100

Candidates should answer all questions. Please follow the instructions in each question.

**IMPORTANT INFORMATION**

**DO NOT attempt to complete this paper without the corresponding directions from the online screen**

You will need access to;

- A smartphone, tablet, or PC that has good internet access and can take pictures (camera/webcam)
- Paper and pencils

The Exam should be completed by a combination of onscreen and written answers (you will be required to take a picture and upload the file)

Candidates aged 16 and under should have the help of a parent/guardian to assist them in navigating the system and uploading the picture answers.

Please follow the instructions on this Resource Paper, and the Online screen. Each question on this paper will correspond to one on the screen.

Written answers on this paper should be clear and visible for picture upload. You are recommended to use a dark, regular pencil or erasable pen. Do not use coloured pencils, markers, or pens.

Please ensure you check your answers after completing all the questions, you may change your answers at any time.

You can use the last page of this book for rough workings.

1 Complete this by reading question 1 on the screen and writing on the stave below.

J.S.Bach



The image shows two staves of musical notation in treble clef. The key signature has four sharps (F#, C#, G#, D#). The first staff contains a sequence of eighth and sixteenth notes, including some beamed sixteenth notes. The second staff continues the melody with similar rhythmic patterns.

Please complete your answer on the paper, take a picture, click Select File, upload the file and click Save.

Then move onto the next question on this paper and the online screen.

2 Complete this by reading question 2 on the screen and writing on the stave below.

J.S.Bach




The image shows two staves of musical notation in treble clef. The key signature has four flats (Bb, Eb, Ab, Db). The first staff contains a sequence of notes, including a whole note, a half note, and a quarter note, followed by a series of eighth notes. The second staff is empty, intended for the student's answer.

Please complete your answer on the paper, take a picture, click Select File, upload the file and click Save.

Then move onto the next question on this paper and the online screen.

3 Complete this by reading question 3 on the screen and writing on the stave below.




Please complete your answer on the paper, take a picture, click Select File, upload the file and click Save.  
Then move onto the next question on this paper and the online screen.

4 Complete this by reading question 4 on the screen and writing on the stave below.



Please complete your answer on the paper, take a picture, click Select File, upload the file and click Save.  
Then move onto the next question on this paper and the online screen.


- 5 Complete this by reading question 5 on the screen and writing on the staff below.



Please complete your answer on the paper, take a picture, click Select File, upload the file and click Save.

Then move onto the next question on this paper and the online screen.

- 6 Complete this by reading question 6 on the screen and writing on the staff below.




Please complete your answer on the paper, take a picture, click Select File, upload the file and click Save.

Then move onto the next question on this paper and the online screen.

- 7** Complete this by studying the music below, then read question **7** on the screen and answer on the screen.

Once you have finished the question on the screen move onto the next question on this paper and the online screen.

- 8** Complete this by studying the music below, then read question **8** on the screen and answer on the stave below.

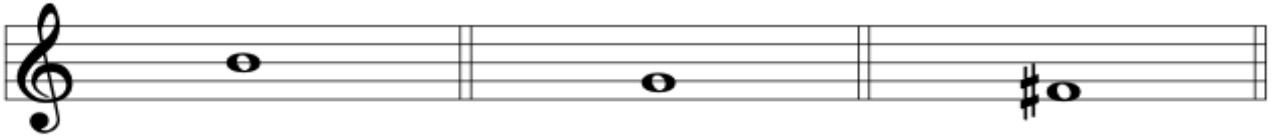


Key: \_\_\_\_\_

Please complete your answer on the paper, take a picture, click Select File, upload the file and click Save.

Then move onto the next question on this paper and the online screen.

- 9 Complete this by reading question 9 on the screen and writing on the staff below.



Please complete your answer on the paper, take a picture, click Select File, upload the file and click Save.

Then move onto the next question on this paper and the online screen.


- 10 Complete this by reading question 10 on the screen and writing on the staff below.



Please complete your answer on the paper, take a picture, click Select File, upload the file and click Save.

Then move onto the next question on this paper and the online screen.

**11** Complete this by reading question **11** on the screen and writing on the stave below.



Please complete your answer on the paper, take a picture, click Select File, upload the file and click Save.

Then move onto the next question on this paper and the online screen.

**12, 13, 14, & 15**

Complete this by reading question **12, 13, 14, & 15** on the screen and answer on the screen.

Once you have finished the question on the screen move onto the next question on this paper and the online screen.

16

Complete this by studying this extract below, then read question 16 on the screen and write on the music below.

*To God be the Glory*

Please complete your answer on the paper, take a picture, click Select File, upload the file and click Save.


Then move onto the next question on this paper and the online screen.

**Please turn to the next page for the next question**



17

Complete this by reading question **17** on the screen and writing on the staff below.




Please complete your answer on the paper, take a picture, click Select File, upload the file and click Save.

Then move onto the next question on this paper and the online screen.

---

**Please turn to the next page for the next question**

**18** Complete this by reading question **18** on the screen and writing on the stave below.



Please complete your answer on the paper, take a picture, click Select File, upload the file and click Save.

Then move onto the next question on this paper and the online screen.

**19, 20, 21, 22, 23, 24, 25, 26, 27, 28, & 29**

Complete this by studying the music on screen, then read question **19, 20, 21, 22, 23, 24, 25, 26, 27, 28, & 29** on the screen and answer on the screen.

Once you have finished the question on the screen move onto the next question on this paper and the online screen.

**30, 31, & 32**

Complete this by reading question **30, 31, & 32** on the screen and answer on the screen.

Once you have finished the question on the screen move onto the next question on this paper and the online screen.

**Please turn to the next page for the next question**

**33**

Complete this by reading question **33** on the screen and answer on the screen.

Once you have finished the question on the screen move onto the next question on this paper and the online screen.

5

**34, 35, 36, 37, & 38**

Complete this by studying the melody on screen, then read question **34, 35, 36, 37, & 38** on the screen and answer on the screen.

Once you have finished the question on the screen move onto the next question on this paper and the online screen.

**Your Exam paper is finished.**

**Please review all you answers on the screen and click submit when you are ready.**

