

Grade 7 November 2020

Time Allowed : 4 hours

Total Marks : 100

Candidates should answer all questions. Please follow the instructions in each question.

IMPORTANT INFORMATION

DO NOT attempt to complete this paper without the corresponding directions from the online screen

You will need access to;

- A smartphone, tablet, or PC that has good internet access and can take pictures (camera/webcam)
- Paper and pencils

The Exam should be completed by a combination of onscreen and written answers (you will be required to take a picture and upload the file)

Candidates aged 16 and under should have the help of a parent/guardian to assist them in navigating the system and uploading the picture answers.




Please follow the instructions on this Resource Paper, and the Online screen. Each question on this paper will correspond to one on the screen.

Written answers on this paper should be clear and visible for picture upload. You are recommended to use a dark, regular pencil or erasable pen. Do not use coloured pencils, markers, or pens.

Please ensure you check your answers after completing all the questions, you may change your answers at any time.

You can use the last page of this book for rough workings.

- 1 Complete this by reading question 1 on the screen and writing on the stave below.



Please complete your answer on the paper, take a picture, click Select File, upload the file and click Save.

Then move onto the next question on this paper and the online screen.

- 2 Complete this by reading question 2 on the screen and writing on the stave below.






Please complete your answer on the paper, take a picture, click Select File, upload the file and click Save.

Then move onto the next question on this paper and the online screen.





9 Answer **either** question 9 **or** 10. Do not answer both questions. Complete this by reading question **9 and 10** and choose **one** to answer below.

9 Complete this by reading question **9** on the screen and writing on the stave below.



OR

10 Complete this by reading question **10** on the screen and writing on the stave below.



Please complete your answer on the paper, take a picture, click Select File, upload the file and click Save.
Then move onto the next question on this paper and the online screen.

11 Complete this by reading question 11 on the screen and writing on the staff below.

Numerals _____

Numerals _____

Numerals _____

Numerals _____

Please complete your answer on the paper, take a picture, click Select File, upload the file and click Save.
Then move onto the next question on this paper and the online screen.

12 Complete this by studying the music below, then read question 12 on the screen and writing on the music below.

Please complete your answer on the paper, take a picture, click Select File, upload the file and click Save.
Then move onto the next question on this paper and the online screen.

13 Complete this by reading question 13 on the screen and writing on the staff below.

A musical staff with two systems. The first system has a treble clef, a key signature of one sharp (F#), and a 4/4 time signature. It contains a melody of four notes: a quarter note F#, an eighth note G#, an eighth note A, and a quarter note B. The second system has a bass clef, a key signature of one sharp (F#), and a 4/4 time signature. It contains a single note: a half note F#.

Numerals _____

Please complete your answer on the paper, take a picture, click Select File, upload the file and click Save.
Then move onto the next question on this paper and the online screen.

14 Complete this by reading question 14 on the screen and writing on the staff below.

Two systems of musical staves. Both systems have a treble and bass clef, a key signature of two flats (Bb, Eb), and a 4/4 time signature. The first system has four measures. The second system has four measures, with a box around the first measure of the treble staff containing the number 5. The music consists of chords and melodic lines in both hands.

Please complete your answer on the paper, take a picture, click Select File, upload the file and click Save.
Then move onto the next question on this paper and the online screen.

15, 16, & 17

Complete this by reading question **15, 16, & 17** on the screen and answer on the screen.

Once you have finished the question on the screen move onto the next question on this paper and the online screen.

Please turn to the next page for the next question

18, 19, 20, 21, 22, 24, 24, 25, 26, & 27

Complete this by studying this extract below, then read question 18, 19, 20, 21, 22, 24, 24, 25, 26, & 27 on the screen and answer on the screen.

Score Extract for Question 9

Andante cantabile Mozart

The score extract shows the following parts and markings:

- Flauto:** Treble clef, 3/4 time. Rests in measures 1, 3, 5, 7, 9. Active in measures 2, 4, 6, 8.
- Oboi:** Treble clef, 3/4 time. Rests in measures 1, 3, 5, 7, 9. Active in measures 2, 4, 6, 8.
- Fagotti:** Bass clef, 3/4 time. Rests in measures 1, 3, 5, 7, 9. Active in measures 2, 4, 6, 8.
- Corni in C:** Treble clef, 3/4 time. Rests in measures 1, 3, 5, 7, 9. Active in measures 2, 4, 6, 8.
- Violino I:** Treble clef, 3/4 time. *con sordino*. Dynamics: *p*, *f*, *p*, *f*, *p*. Includes a triplet in measure 9.
- Violino II:** Treble clef, 3/4 time. *con sordino*. Dynamics: *p*, *f*, *p*, *f*, *p*. Includes a triplet in measure 9.
- Viola:** Alto clef, 3/4 time. *con sordino*. Dynamics: *p*, *f*, *p*, *f*, *p*.
- Celli:** Bass clef, 3/4 time. Dynamics: *p*, *f*, *p*, *f*, *p*.
- Contrabassi:** Bass clef, 3/4 time. Dynamics: *p*, *f*, *p*, *f*, *p*.

Once you have finished the question on the screen move onto the next question on this paper and the online screen.

28, 29, 30, 31, 32, 33, 34, & 35

Complete this by reading question **28, 29, 30, 31, 32, 33, 34, & 35** on the screen and answer on the screen.

Once you have finished the question on the screen move onto the next question on this paper and the online screen.

Your Exam paper is finished.

Please review all you answers on the screen and click submit when you are ready.

