

Grade 8 November 2020

Time Allowed : 5 hours

Total Marks : 100

Candidates should answer all questions. Please follow the instructions in each question.

IMPORTANT INFORMATION

DO NOT attempt to complete this paper without the corresponding directions from the online screen

You will need access to;

- A smartphone, tablet, or PC that has good internet access and can take pictures (camera/webcam)
- Paper and pencils

The Exam should be completed by a combination of onscreen and written answers (you will be required to take a picture and upload the file)

Candidates aged 16 and under should have the help of a parent/guardian to assist them in navigating the system and uploading the picture answers.

Please follow the instructions on this Resource Paper, and the Online screen. Each question on this paper will correspond to one on the screen.

Written answers on this paper should be clear and visible for picture upload. You are recommended to use a dark, regular pencil or erasable pen. Do not use coloured pencils, markers, or pens.

Please ensure you check your answers after completing all the questions, you may change your answers at any time.

You can use the last page of this book for rough workings.

1 Answer either question 1 or 2. Do not answer both questions. Complete this by reading question **1 and 2** and choose one to answer below.

1 Complete this by reading question **1** on the screen and writing on the stave below.

OR
(please turn to next page)

2 Complete this by reading question **2** on the screen and writing on the stave below.








Please complete your answer on the paper, take a picture, click Select File, upload the file and click Save.


Then move onto the next question on this paper and the online screen.

Please turn to the next page for the next question

2 Complete this by reading question 2 on the screen and writing on the stave below.




Numerals _____



Numerals _____

Please complete your answer on the paper, take a picture, click Select File, upload the file and click Save.
Then move onto the next question on this paper and the online screen.

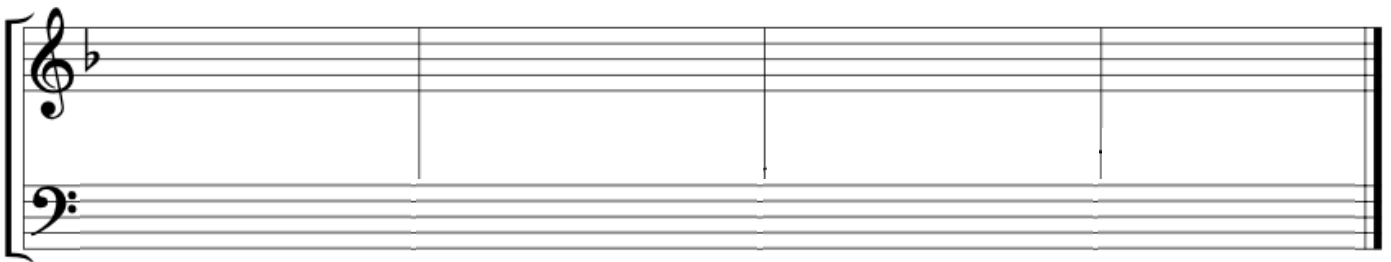
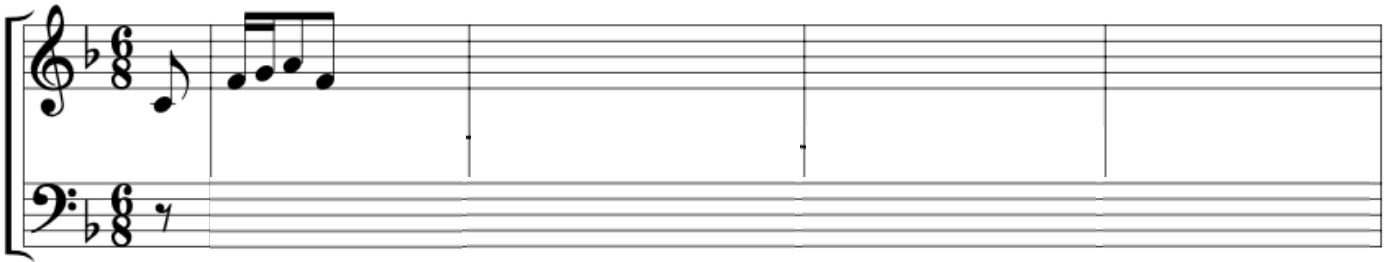
3 Complete this by reading question 3 on the screen and writing on the stave below.



Numerals _____

Please complete your answer on the paper, take a picture, click Select File, upload the file and click Save.
Then move onto the next question on this paper and the online screen.

- 4 Complete this by reading question 4 on the screen and writing on the staff below.



Please complete your answer on the paper, take a picture, click Select File, upload the file and click Save.

Then move onto the next question on this paper and the online screen.

Please turn to the next page for the next question

5, 6, 7, 8, 9, 10, 11, 12, 13, & 14

Complete this by studying the score below, reading question 5, 6, 7, 8, 9, 10, 11, 12, 13, & 14 on the screen and answer on the screen.

J.S.Bach (adpt)

The musical score is presented in three systems, each with a treble and bass staff. The first system shows the initial measures. The second system begins with a box containing the number '5' above the first measure. The third system begins with a box containing the number '9' above the first measure. The score includes various musical notations such as chords, single notes, and rests.

Once you have finished the question on the screen move onto the next question on this paper and the online screen.

Please turn to the next page for the next question

6 Complete this by studying the score below.

Grade 8 continued

Score Extract

Tchaikovsky


The score extract shows a transition from a quiet section to a fortissimo (ff) section. The instruments listed are Picc., Fl., Ob., Cl., C.i., Fag., I II Cor., III IV Tr., Tbn. e Tba., Timp., Pti. e G.C., VI I, VI II, Vla., Vlc., and C.B. The key signature has two sharps (F# and C#), and the time signature is 4/4. The fortissimo section begins with a dynamic marking of *ff* and includes a *Unis.* marking for the Trombone and Tuba parts. The score is arranged in a standard orchestral layout with woodwinds, brass, percussion, and strings.

15, 16, & 17

Complete this by reading question **15, 16, & 17** on the screen and answer on the screen.

Once you have finished the question on the screen move onto the next question on this paper and the online screen.

18 Complete this by reading question **18** on the screen and writing on the stave below.



Please complete your answer on the paper, take a picture, click Select File, upload the file and click Save.


Then move onto the next question on this paper and the online screen.

19, 20, 21, 22, 23, 24, 25, 26, 27, 28, & 29

Complete this by reading question **19, 20, 21, 22, 23, 24, 25, 26, 27, 28, & 29** on the screen and answer on the screen.

Once you have finished the question on the screen move onto the next question on this paper and the online screen.


30 Complete this by reading question **30** on the screen and writing on the stave below.



Please complete your answer on the paper, take a picture, click Select File, upload the file and click Save.

Then move onto the next question on this paper and the online screen.

31 Complete this by reading question **31** on the screen and writing on the stave below.



Please complete your answer on the paper, take a picture, click Select File, upload the file and click Save.

Then move onto the next question on this paper and the online screen.

32, 33, 34, 35, 36, & 37

Complete this by reading question **32, 33, 34, 35, 36, & 37** on the screen and answer on the screen.

Once you have finished the question on the screen move onto the next question on this paper and the online screen.

Your Exam paper is finished.

Please review all your answers on the screen and click submit when you are ready.
