

Preparatory November 2020

Time Allowed : 1 hour 30 minutes

Total Marks : 100

Candidates should answer all questions. Please follow the instructions in each question.

IMPORTANT INFORMATION

DO NOT attempt to complete this paper without the corresponding directions from the online screen

You will need access to;

- A smartphone, tablet, or PC that has good internet access and can take pictures (camera/webcam)
- Paper and pencils

The Exam should be completed by a combination of onscreen and written answers (you will be required to take a picture and upload the file)

Candidates aged 16 and under should have the help of a parent/guardian to assist them in navigating the system and uploading the picture answers.


Please follow the instructions on this Resource Paper, and the Online screen. Each question on this paper will correspond to one on the screen.

Written answers on this paper should be clear and visible for picture upload. You are recommended to use a dark, regular pencil or erasable pen. Do not use coloured pencils, markers, or pens.

Please ensure you check your answers after completing all the questions, you may change your answers at any time.

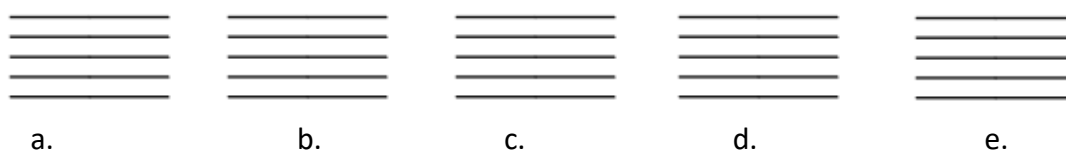
You can use the last page of this book for rough workings.

1 Complete this by reading question 1 on the screen and writing on the staff below. The first one is drawn for you. You can write in the letters below to help you.



Please complete your answer on the paper, take a picture, click Select File, upload the file and click Save.
Then move onto the next question on this paper and the online screen.

2 Complete this by reading question 2 on the screen and writing on the staff below.



Please complete your answer on the paper, take a picture, click Select File, upload the file and click Save.
Then move onto the next question on this paper and the online screen.

3 , 4, & 5

Complete this by reading question 3, 4, & 5 on the screen, and answer on the screen.

Once you have finished the question on the screen move onto the next question on this paper and the online screen.

6, 7, 8, 9, 10, 11, 12, 13, 14, & 15

Complete this by reading questions **6, 7, 8, 9, 10, 11, 12, 13, 14, & 15** on the screen, and answering on the screen.

Once you have finished the question on the screen move onto the next question on this paper and the online screen.

16 Complete this by reading question **16** on the screen and writing on the stave below.



Please complete your answer on the paper, take a picture, click Select File, upload the file and click Save.

Then move onto the next question on this paper and the online screen.

17 Complete this by reading question **17** on the screen and writing on the stave below.

Please complete your answer on the paper, take a picture, click Select File, upload the file and click Save.

Then move onto the next question on this paper and the online screen.

18 Complete this by reading question **18** on the screen and writing on the stave below.

Please complete your answer on the paper, take a picture, click Select File, upload the file and click Save.

Then move onto the next question on this paper and the online screen.

- 19** Complete this by reading question **19** on the screen and writing on the staff below.



Please complete your answer on the paper, take a picture, click Select File, upload the file and click Save.

Then move onto the next question on this paper and the online screen.

Please turn to the next page for the next question

20, 21, 22, 23, 24, 25, 26, 27, & 28

Complete this by studying the melody 'Blow away the morning Dew' on the screen and answering question **20, 21, 22, 23, 24, 25, 26, 27, & 28** on the screen.

Once you have finished the question on the screen move onto the next question on this paper and the online screen.


Please turn to the next page for the next question

29, & 30

Complete this by reading question **29, & 30** on the screen and answering on screen. Then read question **31**, and answer by writing on the stave below.



31




Please complete your answer on the paper, take a picture, click Select File, upload the file and click Save.

Then move onto the next question on this paper and the online screen.

Please turn to the next page for the next question

- 32** Complete this by reading question **32** on the screen and writing on the staff below.



Please complete your answer on the paper, take a picture, click Select File, upload the file and click Save.

Then move onto the next question on this paper and the online screen.

Your Exam paper is finished.

Please review all you answers on the screen and click submit when you are ready.

