

**Preparatory**      November 2021

Total Marks: 100

Candidates should answer all questions. Please follow the instructions for each question. The suggested exam duration is 1 hour 30 minutes.

**IMPORTANT INFORMATION**

**DO NOT attempt to complete this paper without the corresponding directions from the online screen**

You will need access to:

- A smartphone, tablet or PC that has good internet access and can take pictures (camera/webcam)
- Paper and pencils

The exam should be completed by a combination of onscreen and written answers (you will be required to take a picture and upload the file).

Candidates aged 16 and under should have the help of a parent/guardian to assist them in navigating the system and uploading the picture answers.

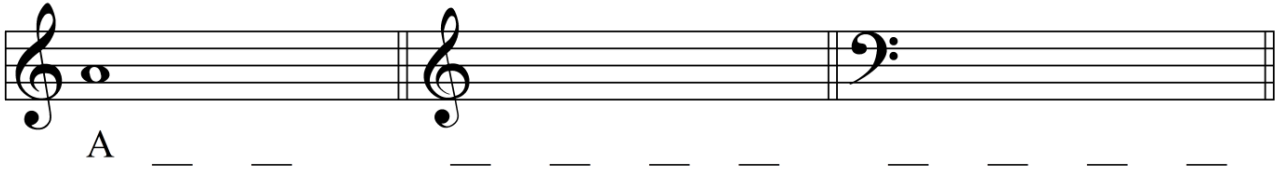
Please follow the instructions on this Theory Resource Paper and the online screen. Each question on this paper will correspond to one on the screen.

Written answers on this paper should be clear and visible for picture upload. You are recommended to use a dark, regular pencil. Do not use coloured pencils, markers or pens.

Please ensure you check your answers after completing all the questions. You may change your answers at any time.

You can use the last page of this paper for rough workings.


- 1 Complete question 1 by reading the question on the screen and writing on the staff below. The first note is drawn for you. You can write in the letters below to help you.



Please complete your answer on the paper, take a picture, click 'Select File', upload the file, and click 'Save'.

Then move onto the next question on this paper and the online screen.

- 2 Complete question 2 by reading the question on the screen and writing on the staff below.



Please complete your answer on the paper, take a picture, click Select File, upload the file and click Save.

Then move onto the next question on this paper and the online screen.

**Please turn to the next page for the next question**

3 - 4

Complete questions **3 & 4** by reading the questions on the screen and answering on the screen.

Once you have finished these questions on the screen move onto the next question on this paper and the online screen.

**5** Complete question **5** by reading the question on the screen and writing on the staves below.



Please complete your answer on the paper, take a picture, click Select File, upload the file and click Save.

Then move onto the next question on this paper and the online screen.

**Please turn to the next page for the next question**

6 Complete question 6 by reading the question on the screen and writing on the staves below.

The image shows two musical staves. The top staff is in treble clef and contains a sequence of notes: a whole rest, a half note G4, a quarter note A4, a quarter note B4, a quarter note C5, a quarter note B4, a quarter note A4, a quarter note G4, and a whole note F4. The title 'Old 100th' is written above the staff. The bottom staff is in bass clef and contains a sequence of notes: a quarter note G2, a quarter note A2, a quarter note B2, a half note C3, a half note D3, a quarter note E3 with a sharp sign, a quarter note F3, a quarter note G3, a quarter note A3, a quarter note B3, a half note C4, and a whole note D4. The title 'Morning has broken' is written above the staff.

Please complete your answer on the paper, take a picture, click Select File, upload the file and click Save.

Then move onto the next question on this paper and the online screen.

7 Complete question 7 by reading the question on the screen and writing on the staff below.


The image shows a single musical staff in 4/4 time. The notes are: a quarter note G4, a quarter note A4, a quarter note B4, a quarter note C5, a quarter rest, a quarter note D5, a quarter note C5, a quarter note B4, a quarter note A4, a quarter note G4, a quarter note F4, and a quarter note E4.

Please complete your answer on the paper, take a picture, click 'Select File', upload the file, and click 'Save'.

Then move onto the next question on this paper and the online screen.

**Please turn to the next page for the next question**

- 8 Complete question 8 by reading the question on the screen and writing on the staff below.



Please complete your answer on the paper, take a picture, click 'Select File', upload the file, and click 'Save'.

Then move onto the next question on this paper and the online screen.

- 9 Complete question 9 by reading the question on the screen and writing on the staff below.



Please complete your answer on the paper, take a picture, click 'Select File', upload the file, and click 'Save'.

Then move onto the next question on this paper and the online screen.

**10 – 19**

Complete questions **10, 11, 12, 13, 14, 15, 16, 17, 18 & 19** by reading the questions on the screen and answering on the screen.

Once you have finished these questions on the screen move onto the next question on this paper and the online screen.

**20 – 24**

Complete questions **20, 21, 22, 23 & 24** by reading the questions on the screen and answering on the screen.

Once you have finished these questions on the screen move onto the next question on this paper and the online screen.

**25** Complete question **25** by reading the question on the screen and writing on the stave below.



Please complete your answer on the paper, take a picture, click 'Select File', upload the file, and click 'Save'.

**Your exam paper is finished.**

**Please review all of your answers on the screen and click 'submit assessment' when you are ready.**

