

Senior Certificate November 2021

Total Marks: 100

Candidates should answer all questions. Please follow the instructions for each question. The suggested exam duration is 5 hours.

IMPORTANT INFORMATION

DO NOT attempt to complete this paper without the corresponding directions from the online screen

You will need access to:

- A smartphone, tablet or PC that has good internet access and can take pictures (camera/webcam)
- Paper and pencils

The exam should be completed by a combination of onscreen and written answers (you will be required to take a picture and upload the file).

Candidates aged 16 and under should have the help of a parent/guardian to assist them in navigating the system and uploading the picture answers.

Please follow the instructions on this Theory Resource Paper and the online screen. Each question on this paper will correspond to one on the screen.

Written answers on this paper should be clear and visible for picture upload. You are recommended to use a dark, regular pencil. Do not use coloured pencils, markers or pens.


Please ensure you check your answers after completing all the questions. You may change your answers at any time.


You can use the last page of this paper for rough workings.

1 Complete question 1 by reading the question on the screen and writing on the staves below.

Please complete your answer on the paper, take a picture, click 'Select File', upload the file and click 'Save'.
Then move onto the next question on this paper and the online screen.

2 Complete question 2 by reading the question on the screen and writing on the staves below.







Please complete your answer on the paper, take a picture, click 'Select File', upload the file and click 'Save'.
Then move onto the next question on this paper and the online screen.

Please turn to the next page for the next question

3 Complete question **3** by reading the question on the screen and writing on the staves below.



Please complete your answer on the paper, take a picture, click 'Select File', upload the file and click 'Save'.
Then move onto the next question on this paper and the online screen.

Please turn to the next page for the next question

4 – 8

Complete questions **4, 5, 6, 7 & 8** by reading the questions on the screen and answering on the screen.


Once you have finished these questions on the screen move onto the next question on this paper and the online screen.

9 – 11

Complete questions **9, 10 & 11** by reading the questions on the screen and answering on the screen.

Once you have finished these questions on the screen move onto the next question on this paper and the online screen.

12 Complete question **12** by reading the question on the screen and writing on the stave below.



Please complete your answer on the paper, take a picture, click 'Select File', upload the file and click 'Save'.

Then move onto the next question on this paper and the online screen.

13 Complete question **13** by reading the question on the screen and writing on the stave below.

Please complete your answer on the paper, take a picture, click 'Select File', upload the file and click 'Save'.

Then move onto the next question on this paper and the online screen.

15

14 Complete question **14** by reading the question on the screen and writing on the lines below.

Composer _____ Title _____

Composer _____ Title _____

Composer _____ Title _____

Please complete your answer on the paper, take a picture, click 'Select File', upload the file, and click 'Save'.

Then move onto the next question on this paper and the online screen.

Please turn to the next page for the next question

15 Complete question **15** by reading the question on the screen and answering **either** on the screen **or** on the lines below.

If you complete your answer on the paper, please take a picture, click 'Select File', upload the file and click 'Save'.

1 _____

2 _____

3 _____

Your exam paper is finished.

Please review all of your answers on the screen and click 'submit assessment' when you are ready.
