



ROYAL IRISH ACADEMY OF MUSIC EXAMINATIONS

PIANO SYLLABUS
2023–2026

GRADES	RECITAL CERTIFICATE	THEORY AND HARMONY
Elementary, Preliminary, Primary, Grade I: 10 minutes	Junior: 5–10 minutes	Preparatory: 1 hour
Grade II: 12 minutes	Intermediate: 12–15 minutes	Grades 1 and 2: 1 ½ hours
Grade III: 15 minutes	Advanced: 20–25 minutes	Grades 3, 4, and 5: 2 hours
Grades IV and V: 20 minutes	DUETS	Grades 6, 7, 8, and Senior Certificate: 3 hours
Grades VI, VII, and VIII: 30 minutes	Preparatory: 10 minutes	
Senior Certificate: 45 minutes	Junior: 15 minutes	
Candidates who submit a special needs form are allocated additional time.	Intermediate and Senior: 20 minutes	

EXAM TIMINGS

Grades

Graded exams consist of the performance of 3 pieces, scales & arpeggios, sight-reading, aural tests, and theory questions. From Grade VI–Senior Certificate, the aural and theoretical sections are combined. For senior certificate only, there is a brief *viva voce* section.

All graded exams are marked out of 100. The pass mark is 60–69, pass with Merit 70–79, pass with Honours 80–89, and pass with Distinction 90+.

Recital Certificate

The recital exams consist of the performance of pieces only. A minimum of two pieces must be performed at Junior level, while a minimum of three pieces must be performed at the Intermediate and Advanced levels; it is important to note that more pieces may be necessary to meet the time requirement. The recital certificates are marked out of 100. The pass mark is 70–79 for the awarding of a bronze medal, 80–89 for a silver medal, and 90+ for a gold medal.

Duets

The duet exams consist of the performance of two pieces only from the list provided. The duets are marked out of 100. The pass mark is 60–69, merit 70–79, honours 80–89, and distinction 90+.

Deadlines

The closing dates have been fixed (see Deadlines and Notifications under the Exams section). All exam entries must be made through the RIAM online application portal: <https://exams.riam.ie>. Postal applications cannot be accepted.

Grace Period

The grace period offers the candidate an opportunity to use the piano album and syllabus for an extra exam period i.e. the first session only of the following calendar year. You cannot mix and match pieces from different syllabuses or albums.



Royal Irish Academy of Music
Exams Office
+353 1 632 5300
36–38 Westland Row, Dublin 2
D02 WY89

www.riam.ie

TABLE OF CONTENTS

<u>INTRODUCTION</u>	5
<u>GRADES</u>	6
<u>Elementary</u>	8
<u>Preliminary</u>	10
<u>Primary</u>	12
<u>Grade I</u>	14
<u>Grade II</u>	18
<u>Grade III</u>	22
<u>Grade IV</u>	26
<u>Grade V</u>	30
<u>Grade VI</u>	34
<u>Grade VII</u>	38
<u>Grade VIII</u>	43
<u>Senior Certificate</u>	49
<u>DUETS</u>	55
<u>Preparatory</u>	56
<u>Junior</u>	57
<u>Intermediate</u>	58
<u>Senior</u>	59
<u>RECITAL CERTIFICATE</u>	61
<u>Programme notes guidelines</u>	64
<u>THEORY AND HARMONY</u>	67
<u>GENERAL THEORY</u>	75
<u>RIAM EXAMS INFORMATION</u>	83
<u>Composing</u>	84
<u>Celebrating Success</u>	85
<u>The Exam</u>	86
<u>PROFESSIONAL DEVELOPMENT</u>	89
<u>ACKNOWLEDGEMENTS</u>	91

INTRODUCTION

Welcome to the Royal Irish Academy of Music Piano Syllabus 2023–2026. This syllabus is structured to facilitate a carefully determined progression of technical skill and musical awareness that spans the early stages of learning (Elementary grade) through to Advanced Level (Senior Certificate). Our aim is to set achievable goals for a student throughout each stage of their musical journey, including the necessary development of aural awareness, theoretical knowledge and stylistic understanding. A detailed roadmap of each section of the exam is listed under every grade to aid the teacher/student/ parent in navigating these milestones for all levels.

The RIAM offers two types of exam experience. Candidates can choose between ‘live’ exams (focusing not only on performance, but also the all-round musical skills of the candidate) or ‘digitally recorded’ exams (this is a performance-based exam). Details of both options, as well as regular updates are available on the RIAM website (<https://www.riam.ie/riam-exams>).

Editorial markings have been included in the piano albums: fingering, articulation, phrasing and dynamic details are suggested and are intended for guidance. These markings are not comprehensive; teachers/students should feel free to explore and adjust these additional details as long as the overall performance is stylistically and musically viable.

The Recital Certificate is a performance-based assessment that is designed to allow teacher and student to create a bespoke programme of pieces that is not necessarily influenced by exam repertoire. This provides an opportunity for the student to explore a variety of musical styles, or to hone in on one particular style that is of interest to them. With no requirement for scales, aural, sight-reading or theory tests, students can focus more on refining the detail in their pieces and the overall quality of their performance. The requirement of programme notes will offer students an opportunity to broaden their knowledge of the chosen composers/styles and to reflect on their programme choices.

The piano syllabus offers an extensive range of duet repertoire to encourage teachers and students to engage more with this art. Duet playing is an enjoyable way for students to learn as a team and will help to develop a keen sense of listening and timing, clarity, coordination, balance and musicality. The benefits to playing duets are numerous and these skills are all fundamental to the development of solo piano work.

Exams are not for everyone and for those teachers/students who prefer to side-step the exam process, this syllabus can still be used as a guide to ensure that progress is measured and well-rounded.

I wish you well on your musical expedition, on whichever road it takes you.

Lorna Horan
Chief Examiner

NOTES

GRADE EXAMS

- ✓ The RIAM Grace Period permits the candidate to use the annual junior albums (Elementary–Grade V) for the first session of the following year: for example, the 2022 albums may also be examined in the first session only of 2023. The 2019-2022 senior albums are valid until the first session only in 2023. The Grace Period will apply every year.
- ✓ You may not prepare a grade by selecting pieces from two different syllabi/albums.
- ✓ For exams Elementary–Grade V, only the Royal Irish Academy of Music piano albums may be used.
- ✓ Grades VI–VIII the Royal Irish Academy of Music piano albums will last for the duration of the syllabus (2023-2026), as well as the grace period. Alternative pieces for these grades are listed in the syllabus. Candidates must present three pieces for the relevant grade, one from each list A, B, and C.
- ✓ For Senior Certificate there is no piano album; candidates must choose three pieces, one from each list A, B, and C.
- ✓ Two pieces from the same list may not be presented for examination. In the event that this occurs, the piece which has been awarded a lower mark will be disqualified.
- ✓ The RIAM piano album should be in the room during the exam even if playing from memory or from copies. From Grades VI–VIII and for Senior Certificate, original copies of the works chosen from the syllabus list (i.e. those not in the piano album) should be in the exam room. Failure to provide these will result in disqualification. A copy of the music that is not in the piano album should be supplied to the Examiner.
- ✓ To avoid confusion between photocopies and legally downloaded sheet music, please make the Examiner aware at the start of the exam that legally downloaded music will be used and provide proof where applicable.
- ✓ Repeats are not required for the exam, but where applicable Da Capo and Del Segno markings should be observed.
- ✓ The Examiner may stop a performance before the end of a piece has been reached. This is not in any way a reflection on the quality of the rendition, but has solely to do with observing time-constraints within a tight exam schedule.
- ✓ Where applicable, remember to bring your successful RIAM Theory & Harmony result sheet and/or certificate to the practical exam if it corresponds with the grade, or is higher than the grade you are taking on the piano: you will be exempt from the theory or aural/theoretical observation section as appropriate.

NOTES

ELEMENTARY

SCALES (15 marks)

All similar motion scales are to be prepared with each hand separately and together (examiner's choice). All scales to be played legato and from memory.

SCALES

Similar motion
Contrary motion

KEYS Major

C, G
C

OCTAVE

1
1

Complete Scales and Arpeggios Elementary to Grade V edited by Réamonn Keary has been specifically designed for the RIAM piano exams and is available from music stockists.

PIECES (60 marks, 20x3)

Candidates must prepare three Elementary pieces from the RIAM *Elementary, Preliminary, and Primary Piano Album*, which is available from music stockists.

THEORY (5 marks)

The examiner will ask up to five questions in relation to any of the pieces performed.

Name and explain

- Clefs, stave, bar lines, double bar lines, note values, tempo, dynamics, and articulations.

Please note that on the presentation of a RIAM Theory & Harmony certificate for Preparatory grade or higher, candidates will be awarded a full five marks for this section in the practical exam. The RIAM theory workbook *Music Workout: Preparatory* by Jean Archibald and Bernadette Marmion has been specifically designed for the RIAM theory preparatory level, and is available from music stockists.

ELEMENTARY

AURAL **(10 marks)**

The aural tests comprise two sections (memory and reading)

Memory

- Clap or tap from memory the rhythm of a two-bar melody in simple duple or triple time. The pulse will be provided after which the melody will be played three times; it will begin on the first beat of the bar.
- Sing the pitch of a selection of notes ranging from middle C to an octave above; each note will be played twice.

Reading

- Clap or tap at sight a two-bar rhythm in either simple triple or quadruple time, consisting of crotchets and minims. The use of time names is also accepted.

For exam preparation, Sample Aural Tests: Junior Grades for RIAM Exams is available from music stockists.

SIGHT-READING **(10 marks)**

Candidate to **name and play** any white note on the piano from the following range as indicated by the examiner:



PRELIMINARY

SCALES AND ARPEGGIOS

(15 marks)

All similar motion scales are to be prepared with each hand separately and together (examiner's choice).

All scales and arpeggios to be played legato and from memory.

SCALES	KEYS	OCTAVE
	Major	
Similar motion	C, G, D, A, E	1
Contrary motion	C	1
<hr/>		
ARPEGGIOS	Major	
	C (hands separately only)	1

Complete Scales and Arpeggios Elementary to Grade V edited by Réamonn Keary has been specifically designed for the RIAM piano exams and is available from music stockists.

PIECES

(60 marks, 20x3)

Candidates must prepare three Preliminary pieces from the RIAM *Elementary, Preliminary, and Primary Piano Album*, which is available from music stockists.

THEORY

(5 marks)

The examiner will ask up to five questions in relation to any of the pieces performed.

Name and explain

- Clefs, stave, bar lines, double bar lines, note values, simple time signatures, tempo, dynamics, and articulations.

Please note that on the presentation of a RIAM Theory & Harmony certificate for Preparatory grade or higher, candidates will be awarded a full five marks for this section in the practical exam. The RIAM theory workbook *Music Workout: Preparatory* by Jean Archibald and Bernadette Marmion has been specifically designed for the RIAM theory preparatory level, and is available from music stockists.

PRELIMINARY

AURAL (10 marks)

The aural test comprises three sections in Preliminary (aural observation, memory and reading).

Aural Observation

- A short piece will be played twice. On the second playing the tempo and dynamics will be changed. Questions about the tempo and dynamics of either playing will be asked.

Memory

- Clap or tap from memory the rhythm of a two-bar melody in simple duple or triple time. The pulse will be provided after which the melody will be played three times; it will begin on the first beat of the bar.
- Sing, hum, or whistle a two-bar major melody (range of a major third), which will be played three times. The pulse will be provided, as well as the tonic chord and starting note.


Reading

- Clap or tap at sight a three-bar rhythm in either simple triple or quadruple time. It will consist of crotchets, minims, and semibreves. The use of time names is also accepted.

For exam preparation, *Sample Aural Tests: Junior Grades for RIAM Exams* is available from music stockists.

SIGHT READING (10 marks)

Hands separately only, two independent lines, five-finger positions. The candidate will be given time to review each line of music before playing, but will not be permitted to practise. Four bars in simple duple time. Crotchets and minims only. Key of C major for the following range below:



The RIAM piano sight-reading book *Let's Get Reading: Preliminary* by Jean Archibald and Marie Moran has been specifically designed for the RIAM preliminary level and is available from music stockists.

PRIMARY

SCALES AND ARPEGGIOS (15 marks)

All similar motion scales are to be prepared with each hand separately and together (examiner's choice).
All scales and arpeggios to be played legato and from memory.

SCALES	KEYS	OCTAVE
	Major	
Similar motion	C, G, D, A, E, B, F	1
Contrary motion	C, G	1
<hr/>		
ARPEGGIOS	Major	
	C, G, F (hands separately only)	1

Complete Scales and Arpeggios Elementary to Grade V edited by Réamonn Keary has been specifically designed for the RIAM piano exams and is available from music stockists.

PIECES (60 marks, 20x3)

Candidates must prepare three Primary pieces from the RIAM *Elementary, Preliminary, and Primary Piano Album*, which is available from music stockists.

THEORY (5 marks)

The examiner will ask up to five questions in relation to any of the pieces performed.

Name and explain

- Clefs, stave, bar lines, double bar lines, note values, simple time signatures, tempo, dynamics, and articulations.

Please note that on the presentation of a RIAM Theory & Harmony certificate for Preparatory grade or higher, candidates will be awarded a full five marks for this section in the practical exam. The RIAM theory workbook *Music Workout: Preparatory* by Jean Archibald and Bernadette Marmion has been specifically designed for the RIAM theory preparatory level and is available from music stockists.

PRIMARY

AURAL **(10 marks)**

The aural tests comprise three sections in primary (aural observation, memory and reading).

Aural Observation

- A short piece will be played once, after which a question about the tempo (identify the speed, or a possible change) and the dynamics (how did it begin, how did it end, which half was louder or softer) will be asked.

Memory

- Clap or tap from memory the rhythm of a two-bar melody in simple triple, quadruple, or compound duple time, which will be played three times. The pulse will be provided, and the melody will begin on the first beat of each bar.
- Sing, hum, or whistle a two-bar major melody (range of a major third), which will be played three times. The pulse will be provided, as well as the tonic chord and starting note.

Reading

- Clap or tap at sight a four-bar rhythm in either simple triple or quadruple time, consisting of crotchets, minims, dotted minims, and semibreves. The use of time names is also accepted.

For exam preparation, *Sample Aural Tests: Junior Grades for RIAM Exams* is available from music stockists.

SIGHT READING **(10 marks)**

- Hands separately only, two independent lines, five-finger positions. Four bars in simple duple and triple time. Crotchets, minims, and dotted minims only. The candidate will be given time to review the piece, but will not be permitted to practise. Key of C major for the range below:



The RIAM piano sight-reading book *Let's Get Reading: Primary* by Jean Archibald and Marie Moran has been specifically designed for the RIAM primary level.

GRADE I

SCALES AND ARPEGGIOS

(15 marks)

All similar motion scales are to be prepared with each hand separately and together (examiner's choice).

All scales and arpeggios to be played legato and from memory.

SCALES	KEYS	OCTAVE
Similar motion	Major	
	G, D, A, E, B, F, B \flat	1
	Minor: harmonic OR melodic (candidate's choice)	
	A	1
Contrary motion	Major	
	C, G, D	1
ARPEGGIOS	Major	
	G, D, A, E, F	1

Complete Scales and Arpeggios Elementary to Grade V edited by Réamonn Keary has been specifically designed for the RIAM piano exams and is available from music stockists.

PIECES

(60 marks, 20x3)

Candidates must prepare three pieces from the RIAM *Grade I Piano Album*, which is available from music stockists.

GRADE I

THEORY (5 marks)

The examiner will ask up to five questions in relation to any of the pieces performed.

Name and explain

- Note values, time signatures, keys and corresponding key signatures, tempo, dynamics, and articulations.

Please note that on the presentation of a RIAM Theory & Harmony certificate for Grade I or higher, candidates will be awarded a full five marks for this section in the practical exam. The RIAM theory workbook *Music Workout: Grade 1* by Jean Archibald and Bernadette Marmion has been specifically designed for RIAM theory Grade I, and is available from music stockists.

AURAL (10 marks)

The aural tests comprise three sections in Grade I (aural observation, memory, and reading).

Aural Observation

- A short piece will be played once after which two questions will be asked from two of the following three categories: tempo (identify the speed or a possible change), dynamics (describe the dynamics, and any possible changes including sudden or gradual changes), or articulation (legato, staccato, a mixture of both, or which part was legato or staccato – treble or bass).

Memory

- Clap the rhythm of a melody already heard in the aural observation; the extract will be played twice.
- Sing, hum, or whistle a two-bar major melody (range of a fifth) which will be played three times. The pulse will be provided, as well as the tonic chord, and starting note.

Reading

- Clap or tap at sight a four-bar rhythm in either simple triple or quadruple time, consisting of crotchets, minims, dotted minims, semibreves, and crotchet rests. The use of time names is also accepted.
- Sing, hum, or whistle at sight a two-bar melody (range of a major third in C major) in simple quadruple time. The tonic chord and starting note will be provided. Tonic sol-fa is equally accepted. At the candidate's request, the examiner will transpose the starting note to suit the candidate's range.

For exam preparation, *Sample Aural Tests: Junior Grades for RIAM Exams* is available from music stockists.

GRADE I

SIGHT READING

(10 marks)

- Both hands played separately in one piece of music in five-finger positions. Eight bars in simple duple, triple, or quadruple time. Quavers, crotchets, minims, dotted minims, semibreves, crotchet and minim rests. The candidate will be given time to review the piece, but will not be permitted to practise. Dynamic, legato, and staccato markings may be included. Keys of C and G major for the following range:



The RIAM piano sight-reading book *Let's Get Reading: Grade 1* by Jean Archibald and Marie Moran has been specifically designed for RIAM Grade I, and is available from music stockists.

NOTES

GRADE II

SCALES AND ARPEGGIOS

(15 marks)

All similar motion scales and arpeggios are to be prepared with each hand separately and together (examiner's choice).

All scales and arpeggios to be played legato and from memory.

SCALES	KEYS	OCTAVES
Similar motion	Major	
	C, G, D,	2
	A, E, B, F, B \flat , E \flat	1
	Minor: harmonic OR melodic (candidate's choice)	
Contrary motion	A, E, D, G	1
	Major	
	C, G, D, A, E	1
	<hr/>	
ARPEGGIOS	Major	
	C, G, D, A, E, B, F, B \flat , E \flat	1
	Minor	
	A, E, D	1

Complete Scales and Arpeggios Elementary to Grade V edited by Réamonn Keary has been specifically designed for the RIAM piano exams and is available from music stockists.

PIECES

(60 marks, 20x3)

Candidates must prepare three pieces from the Royal Irish Academy of Music *Grade II Piano Album*, which is available from music stockists.

GRADE II

THEORY **(5 marks)**

The examiner will ask up to five questions in relation to any of the pieces performed.

Name and explain

- Note values, time signatures, keys and corresponding key signatures, tempo, dynamics, and articulations.
- Describe the character/mood of any of the pieces performed (i.e. happy, sad, dance-like, jazzy, energetic etc.)

Please note that on the presentation of a RIAM Theory & Harmony certificate for Grade II or higher, candidates will be awarded a full five marks for this section in the practical exam. The RIAM theory workbook *Music Workout: Grade 2* by Jean Archibald and Bernadette Marmion has been specifically designed for RIAM theory Grade II, and is available from music stockists.

AURAL **(10 marks)**

The aural tests comprise three sections in Grade II (aural observation, memory and reading).

Aural Observation

- A short piece will be played once after which two questions will be asked from two of following three categories: tempo, dynamics, or articulation.
- On the second playing, join in by clapping the pulse of the piece.

Memory

- Clap the rhythm of a melody already heard in the aural observation; the extract will be played once.
- Sing, hum, or whistle a two-bar major or minor melody (range of a perfect fifth) which will be played three times. The pulse will be provided, as well as the tonic chord and starting note. At the candidate's request, the examiner will transpose the starting note to suit the candidate's range.

Reading

- Clap or tap at sight a four-bar rhythm in either simple triple or quadruple time, consisting of quavers, crotchets, minims, dotted minims, semibreves, and crotchet rests. The use of time names is also accepted.
- Sing, hum, or whistle at sight a two-bar melody (range of a perfect fifth in C, G, or F major) in simple triple or quadruple time. The tonic chord and starting note will be provided. Tonic sol-fa is equally accepted. At the candidate's request, the examiner will transpose the starting note to suit the candidate's range.


For exam preparation, *Sample Aural Tests: Junior Grades for RIAM Exams* is available from music stockists.

GRADE II

SIGHT READING

(10 marks)

- Hands together, five-finger positions. Eight bars in simple duple, triple, and quadruple time. Quavers, crotchets, minims, dotted minims, semibreves, crotchet and minim rests. Keys of C, G, F major, and A minor for the range below:



The RIAM piano sight-reading book *Let's Get Reading: Grade 2* by Jean Archibald and Marie Moran has been specifically designed for RIAM Grade II and is available from music stockists.

NOTES

GRADE III

SCALES AND ARPEGGIOS

(15 marks)

All similar motion scales and arpeggios are to be prepared with each hand separately and together (examiner's choice).

All scales and arpeggios to be played legato and from memory.

SCALES	KEYS	OCTAVES
Similar motion	Major	
	A, E, B, F	2
	B \flat , E \flat , A \flat , D \flat	1
	Minor: harmonic OR melodic (candidate's choice)	
	B, D, G, C, F	1
Chromatic	Starting on D, A \flat	1
Contrary motion	Major	
	D, A, E, B, F	1
ARPEGGIOS	Major	
	A, E, B, F	2
	B \flat , E \flat , A \flat , D \flat	1
	Minor	
	B, D, G, C, F	1

Complete Scales and Arpeggios Elementary to Grade V edited by Réamonn Keary has been specifically designed for the RIAM piano exams and is available from music stockists.

PIECES

(60 marks, 20x3)

Candidates must prepare three pieces from the Royal Irish Academy of Music *Grade III Piano Album*, which is available from music stockists.

GRADE III

THEORY **(5 marks)**

The examiner will ask up to five questions in relation to any of the pieces performed.

Name and explain

- Note values, simple and compound time signatures, keys and corresponding key signatures, tempo, dynamics, and articulations.
- Describe the character/mood of any of the pieces performed (i.e. happy, sad, dance-like, jazzy, energetic etc.)

Please note that on the presentation of a RIAM Theory & Harmony certificate for Grade III or higher, candidates will be awarded a full five marks for this section in the practical exam. The RIAM theory workbook *Music Workout: Grade 3* by Jean Archibald and Bernadette Marmion has been specifically designed for RIAM theory Grade III, and is available from music stockists.

AURAL **(10 marks)**

The aural tests comprise three sections in Grade III (aural observation, memory and reading).

Aural Observation

- A short piece will be played once after which one question will be asked about either dynamics or articulation.
- On the second playing, join in by clapping the pulse of the piece.
- Identify the pulse, or time signature (3 or 4 beats per bar, or $\frac{3}{4}$, $\frac{4}{4}$)

Memory

- Clap the rhythm of a melody from a section of the piece from the aural observation. The extract will be played once.
- Sing, hum, or whistle a two-bar major or minor melody (range of a perfect fifth) which will be played three times. The pulse will be provided, as well as the tonic chord and starting note.

Reading

- Clap or tap at sight a four-bar rhythm in either simple triple, quadruple, or compound duple time, consisting of quavers, crotchets, dotted crotchets, minims, dotted minims, semibreves, and crotchet rests. The use of time names is also accepted.
- Sing, hum, or whistle at sight a four-bar major melody (range of a fifth, including skips of a third ascending and/or descending) in the keys of C, G, D, or F major, in either simple triple or quadruple time. The tonic chord and starting note will be provided. Tonic sol-fa is equally accepted. At the candidate's request, the examiner will transpose the starting note to suit the candidate's range.


For exam preparation, *Sample Aural Tests: Junior Grades for RIAM Exams* is available from music stockists.

GRADE III

SIGHT READING

(10 marks)

- Hands together. Eight bars in simple triple, quadruple, or compound duple time. Quavers, crotchets, minims, dotted minims, semibreves, crotchet and minim rests. The candidate will be given time to review the piece, but will not be permitted to practise. Keys of C, G, D, F major, A, or E minor (melodic included) for the range below:



The RIAM piano sight-reading book *Let's Get Reading: Grade 3* by Jean Archibald and Marie Moran has been specifically designed for RIAM Grade III, and is available from music stockists.

NOTES

GRADE IV

SCALES AND ARPEGGIOS

(15 marks)

All similar motion scales and arpeggios are to be prepared hands together only. All scales and arpeggios to be played legato and from memory.

SCALES	KEYS	OCTAVES
Similar motion	Major Bb, Eb, Ab, Db, F#	2
	Minor: harmonic OR melodic (candidate's choice) F#, C#, G#	1
	Chromatic Starting on any white note	1
Contrary motion	Major B, F, Bb, Eb	1
ARPEGGIOS	<hr/> Major Bb, Eb, Ab, Db, F#	2
	Minor F#, C#, G#	1

Complete Scales and Arpeggios Elementary to Grade V edited by Réamonn Keary has been specifically designed for the RIAM piano exams and is available from music stockists.

PIECES

(60 marks, 20x3)

Candidates must prepare three pieces from the Royal Irish Academy of Music *Grade IV Piano Album* is available from music stockists.

GRADE IV

THEORY **(5 marks)**

The examiner will ask up to five questions in relation to any of the pieces performed.

Name and explain

- All time signatures, keys (atonal pieces do not apply), any musical terms, signs, and tempo indications.
- Identify the relative major or minor key of any of the pieces performed.
- Name the period of any of the pieces (i.e. Baroque, Classical, Romantic, Impressionist, Twentieth Century, Contemporary etc.).

Please note that on the presentation of a RIAM Theory & Harmony certificate for Grade IV or higher, candidates will be awarded a full five marks for this section in the practical exam. The RIAM theory workbook *Music Workout: Grade 4* by Jean Archibald and Bernadette Marmion has been specifically designed for RIAM theory Grade IV, and is available from music stockists.

AURAL **(10 marks)**

The aural tests comprise three sections in Grade IV (aural observation, memory and reading).

Aural Observation

- A short piece will be played once after which one question will be asked about either dynamics or articulation. Italian terms are required.
- On the second playing, join in by clapping the pulse of the piece.
- Identify the pulse, or time signature (3 or 4 beats per bar, or $\frac{3}{4}$, $\frac{4}{4}$)

Memory

- Clap the rhythm of a melody from a section of the piece from the aural observation, which will be played once.
- Sing, hum, or whistle a two-bar major or minor melody (range of up to a perfect octave) which will be played three times. The pulse will be provided, as well as the tonic chord and starting note.

Reading

- Clap or tap at sight a four-bar rhythm in either simple triple, quadruple, or compound duple time, consisting of semi-quavers, quavers, crotchets, dotted crotchets, minims, dotted minims, semibreves, and crotchet rests. The use of time names is also accepted.
- Sing, hum, or whistle at sight a four-bar major melody (range of a sixth, including skips of a third and fifth ascending and descending) in the keys of C, G, D, or F major, in either simple triple or simple quadruple time. The tonic chord and starting note will be provided. Tonic sol-fa is equally accepted. At the candidate's request, the examiner will transpose the starting note to suit the candidate's range.


For exam preparation, *Sample Aural Tests: Junior Grades for RIAM Exams* is available from music stockists.

GRADE IV

SIGHT READING

(10 marks)

- Hands together and occasional two-note chords. Eight bars in simple triple, quadruple, or compound duple time. Quavers, crotchets, dotted crotchets, minims, dotted minims, semibreves, quaver, dotted crotchet, crotchet and minim rests. The candidate will be given time to review the piece, but will not be permitted to practise. Keys of C, G, D, F major, and A, E, D minor including chromatic semitones for the range below:



The RIAM piano sight-reading book *Let's Get Reading: Grade 4* by Jean Archibald and Marie Moran has been specifically designed for RIAM Grade IV, and is available from music stockists.

NOTES

GRADE V

SCALES AND ARPEGGIOS

(15 marks)

All similar motion scales and arpeggios are to be prepared hands together only (except wrist staccato).

All scales and arpeggios to be played legato (except wrist staccato), and from memory.

SCALES	KEYS	OCTAVES
Similar motion	Major	
	G, A, B, F♯, B♭, E♭	3
	Minor: harmonic OR melodic (candidate's choice)	
	D, G, B♭, E♭	2
	Minor: harmonic AND melodic (examiner's choice)	
	A, E	2
Chromatic	Starting on any note	2
Wrist Staccato (hands separately)	C major in thirds	1
	Starting on C and E (both notes together) [RH 2 nd & 4 th fingers, LH 4 th & 2 nd fingers]	
Contrary motion	Major	
	C, G, A, B	2
	B♭, E♭	1
	Harmonic Minor	
	A	1
ARPEGGIOS	ROOT POSITION	
	Major	
	G, A, B, F♯, B♭, E♭	3

GRADE V

ARPEGGIOS

ROOT POSITION

Minor

D, G, B \flat , E \flat 2

FIRST INVERSION

Major

G, A, F 2

Minor

D, G 2

Complete Scales and Arpeggios Elementary to Grade V edited by Réamonn Keary has been specifically designed for the RIAM piano exams and is available from music stockists.

PIECES

(60 marks, 20x3)

Candidates must prepare three pieces from the Royal Irish Academy of Music *Grade V Piano Album*, which is available from music stockists.

THEORY

(5 marks)

The examiner will ask up to five questions in relation to any of the pieces performed.

Name and explain

- All time signatures, keys (atonal pieces do not apply), any musical terms, signs, and tempo indications.
- Identify the relative major/minor and dominant keys of the tonic.
- Name the period of any of the pieces performed (i.e. Baroque, Classical, Romantic, Impressionist, Twentieth-Century, Contemporary etc).

Please note that on the presentation of a RIAM Theory & Harmony certificate for Grade V or higher, candidates will be awarded full five marks for this section in the practical exam. The RIAM theory workbook *Music Workout: Grade 5* by Jean Archibald and Bernadette Marmion has been specifically designed for RIAM theory Grade V, and is available from music stockists.

GRADE V

AURAL (10 marks)

The aural tests comprise three sections in Grade V (aural observation, memory, and reading).

Aural Observation

- A short piece will be played once after which one question will be asked about the dynamics or articulation. Italian terms are required.
- State whether the time signature is $\frac{3}{4}$, $\frac{4}{4}$, or $\frac{6}{8}$
- State whether the tonality is major or minor

Memory

- Clap the rhythm of a melody from a section of the piece from the Aural Observation, which will be played once.
- Sing, hum, or whistle a three-bar major or minor melody (range of an octave) which will be played three times. The pulse will be provided, as well as the tonic chord and starting note.


Reading

- Clap or tap at sight a four-bar rhythm in either simple triple, quadruple, or compound duple time, consisting of semiquavers, quavers, dotted quavers, crotchets, dotted crotchets, minims, dotted minims, semibreves, and crotchet rests. The use of time names is also accepted.
- Sing, hum, or whistle at sight a four-bar major melody (range of up to an octave, including skips of a third and leaps of a fifth ascending and descending) in either simple triple or simple quadruple time. The tonic chord and starting note will be provided. Tonic sol-fa is equally accepted. At the candidate's request, the examiner will transpose the starting note to suit the candidate's range.

For exam preparation, *Sample Aural Tests: Junior Grades for RIAM Exams* is available from music stockists.

SIGHT READING (10 marks)

- Hands together. Eight bars in simple and compound times. Semiquavers, quavers, crotchets, dotted crotchets, minims, dotted minims, semibreves, and quaver, dotted crotchet, crotchet and minim rests. The candidate will be given time to review the piece, but will not be permitted to practise. Keys of G, D, F, B \flat major, and A, E, D, G minor for the range below:



GRADE V

The RIAM piano sight-reading book *Let's Get Reading: Grade 5* by Jean Archibald and Marie Moran has been specifically designed for RIAM Grade V, and is available from music stockists.

NOTES

GRADE VI

SCALES AND ARPEGGIOS

(15 marks)

All similar motion scales and arpeggios are to be prepared hands together only (except wrist staccato),
to be played legato (except wrist staccato) and from memory.

SCALES SIMILAR MOTION	KEYS	OCTAVES
	Major	
	G, D, E, F#, Bb, Ab	4
	Minor: harmonic OR melodic (candidate's choice)	
	F#, G#, Bb	3
	Minor: harmonic AND melodic (examiner's choice)	
	D, G	3
Chromatic	Starting on any note	3
Wrist Staccato (hands separately)	C Major in sixths	1
	Beginning and ending on E and C (both notes together) [RH 1 st & 5 th fingers, LH 5 th & 1 st fingers]	
Contrary motion	Major	
	G, D, E, F#, G#, Bb	2
	Harmonic Minor	
	F#, G#, D, G, Bb	1
Contrary Chromatic	Starting on D, Ab	1

GRADE VI

ARPEGGIOS

ROOT POSITION

OCTAVES

Major

G, D, E, F♯, B♭, A♭

4

Minor

F♯, G♯, D, G, B♭

3

FIRST INVERSION

Major

C, G, D, A, E, B

4

Minor

A, E, B, D, G, C

3

PIECES

(60 marks, 20x3)

Candidates must prepare three pieces, **one from each List A, B, and C** from the Royal Irish Academy of Music Grade VI syllabus, or from the Royal Irish Academy of Music *Grade VI Piano Album* (2023–2026). The piano albums are available from music stockists.

LIST A

COMPOSER	PIECE	SUGGESTED PUBLISHER/EDITION
Bach, J.S.	Two Part Invention No. 4 in D minor, BWV 775	Henle
Bach, J.S.	Minuet from French Suite No. 2 BWV 813 (Minuet I only)	Henle
Chaminade	Gigue in C (<i>Album des Enfants Op. 123, first series</i>)	Kalmus
Galuppi	Adagio (<i>Studio 21, Second Series Book 3</i>)	Universal
Handel	Suite in G HWV 441, Aria (Presto)	RIAM Piano Album 2023–26
Kabalevsky	Prelude and Fugue Op. 61 No. 1	Boosey & Hawkes
Scarlatti	Sonata in E, K 163	Editio Musica Budapest
Telemann	Fugue in G minor, TWV 30:21	RIAM Piano Album 2023–26

GRADE VI

LIST B

Bach, J.C.	Sonata in D, Op. 5 No. 2, 2nd mvt	RIAM Piano Album 2023–26
Beethoven	Bagatelle in C, Op 119 No 2	Henle
Beethoven	Six Ecossaises Wo083	Henle
Dussek	Sonatina in G, Op. 19 No. 1, 1st mvt	ABRSM
Haydn	Sonata in C, Hob XVI No 1, 2nd mvt	Henle
Haydn	Sonata in G, Hob XVI:G1, 1st mvt	RIAM Piano Album 2023–26
Mozart	Sonata in Eb, K282, 2nd mvt	Henle
Schubert	Moment Musicaux D780, No 3 in F minor	Henle
Schytte, L.	Sonatina Op. 76 No. 3, 3rd mvt (Allegro molto)	Schott

LIST C

Armstrong, J.	The Snow Queen (from <i>Dreams and Dragons</i>)	Pianissimo Publishing
Chopin	Prelude in B minor, Op. 28 No. 6	RIAM Piano Album 2023–26
Granados	Valse Poético No. 6	Union Music Edition's
Haughton, A.	Baroque and Roll (from <i>More Rhythm and Rag</i>)	ABRSM
Ibert	Giddy Girl (from <i>Histoires</i>)	Alphonse Leduc
Ingoldsby, M.	Portrait	CMC
Liszt	Consolation No. 1 in E	Henle
Martin, P.	Cool Daddy O'	RIAM Piano Album 2023–26
Mendelssohn	Song Without Words in E, Op. 30 No. 3	Henle
Milhaud	Saudades do Brasil, Op. 67 No.1 'Sorocaba'	Alfred Music
Prokofiev	Valse (from <i>Music d'Enfants, Op. 65</i>)	Boosey & Hawkes
Shostakovich	Romance (from <i>Dances of the Dolls</i>)	Boosey & Hawkes

COMBINED AURAL AND THEORETICAL REQUIREMENTS (15 marks)

The combined aural/theoretical test comprises four sections in Grade VI (aural/visual observation, memory, reading, and intervals).

Aural/Visual Observation

- The candidate will be given a copy of a piece that will be played twice by the examiner. After the first playing state the tonic key and the relative of the tonic. Knowledge of the following keys is required: C, G, D, F major; A, E, D minor. Describe the time signature as simple or compound, duple, triple

GRADE VI

or quadruple. Give the technical names of specific pitches from the piece as indicated by the examiner. After the first or second playing, describe the texture of the piece from one of three options provided. After the second playing, locate any type of cadence (i.e. perfect, imperfect, plagal, interrupted).

Memory

- Clap the rhythm of the upper line of a short two-part extract, which will be played three times. The pulse will be given before the first playing.
- Sing, hum, or whistle a major or minor melody of up to four bars (range of up to an octave) in either simple or compound duple, or simple triple, quadruple time. The pulse, tonic chord and starting note will be provided before the first playing.

Reading

- Sing, hum, or whistle at sight a four-bar major melody (range of an octave including intervals of a skip of a third and leap of a fourth ascending and descending) in either simple triple or quadruple time. The starting pitch of the test will be altered to accommodate the candidate's range where requested. The tonic chord and starting note will be provided. Tonic sol-fa is equally accepted.

Intervals

- Sing, hum, whistle, or sing in sol-fa a selection of major and perfect intervals (major second to perfect octave) above a pitch provided by the examiner.
- Sing, hum, whistle, or sing in sol-fa both notes of a selection of harmonic major and perfect intervals (major second to perfect fifth) played by the examiner twice. Identify the interval.

For exam preparation, *Sample Aural Tests: Senior Grades for RIAM Exams* is available from music stockists.

Please note that on the presentation of a RIAM Theory & Harmony certificate for Grade VI or higher, candidates will be awarded a full fifteen marks for the aural/theoretical section in the practical exam. The RIAM theory workbook *Music Workout: Grade 6* by Jean Archibald and Bernadette Marmion has been specifically designed for RIAM theory Grade VI and is available from music stockists.

SIGHT READING (10 marks)

Candidates to play a piece of music of suitable difficulty. The RIAM piano sight-reading book *Let's Read Some More: Grade 6* by Jean Archibald and Marie Moran has been specifically designed for RIAM Grade VI and is available from music stockists.

GRADE VII

SCALES AND ARPEGGIOS

(15 marks)

All scales and arpeggios to be prepared hands together only, except where stated otherwise.

All scales to be played legato (except double octaves), and from memory.

SCALES	KEYS	OCTAVES
Similar motion	Major	
	C, G, D, A, E, B, F#, Db, Ab, Eb, Bb, F	4
	Minor: harmonic OR melodic (candidate's choice)	
	F#, C#, G#, D, G, Bb, Eb	4
Chromatic	Minor: harmonic AND melodic (examiner's choice)	
	A, E, B, C, F	4
	Starting on any note	4
Double octaves	Major (hands separately and staccato)	
	C, G, D, A, E, B, F	1
Contrary motion	<hr/>	
	Major	
	C, G, D, A, E, B, F#, Db, Ab, Eb, Bb, F	2
	Harmonic Minor	
	A, B, C, F, Bb	2
	Chromatic Contrary Motion	
	Starting on C, C#, D	2
	<hr/>	

GRADE VII

ARPEGGIOS

Root position

Major

C, G, D, A, E, B, F♯, D♭, A♭, E♭, B♭, F 4

Minor

A, E, B, F♯, C♯, G♯, E♭, B♭, F, C, G, D 4

First inversion Major

C, G, D, A, E, B, F♯, D♭, A♭, E♭, B♭, F 4

Minor

A, E, B, F♯, C♯, G♯, E♭, B♭, F, C, G, D 4

Root position

Diminished 7th
Starting on C♯, D

4

PIECES

(60 marks, 20x3)

Candidates must prepare three pieces, **one from each List A, B, C** from the Royal Irish Academy of Music Grade VII syllabus, or from the Royal Irish Academy of Music *Grade VII Piano Album* (2023–2023). The piano albums are available from music stockists.

LIST A

COMPOSER	PIECE	SUGGESTED PUBLISHER/EDITION
Bach, J.S	French Suite in E, BWV 817: Allemande	Henle
Bach, J.S.	Prelude in A♭, BWV 862, Book 1	RIAM Piano Album 2023-26
Bach, J.S.	Two-Part Invention in F minor, BWV 780	Henle
Handel	Suite in B♭, HWV 440: Courante	Henle
Hande	Suite in G, HWV 441: Allegro	Henle
Marcello	Sonata in G, 2 nd mvt (Presto)	RIAM Piano Album 2023–26
Scarlatti	Sonata in G, K259	Editio Musica Budapest
Scarlatti	Sonata in G minor, K4	Editio Musica Budapest

GRADE VII

LIST B

Beethoven	Bagatelle in F, Op. 33 No. 3	Henle
Beethoven	Sonata in G, Op. 49 No. 2, 2nd mvt	Henle
Clementi	Sonatina in D, Op. 36 No.6, 1st mvt	RIAM Piano Album 2023–26
Haydn	Sonata in G, Hob XVI:27, 3rd mvt (Presto)	Henle
Kabalevsky	Sonatina, Op. 13 No.1, 2nd mvt (Andantino)	Boosey & Hawkes
Kuhlau	Sonatina in G, Op.55 No 2, 3rd mvt	Edition Peters
Mozart	Sonata in C, K279, 3rd mvt	Henle
Mozart	Sonata in Eb, K282, 3rd mvt	Henle
Mozart	Sonata in D, K311, 2nd mvt	RIAM Piano Album 2023-26

LIST C

Bartók	An Evening in the Village	RIAM Piano Album 2023-26
Bonis, M.	Prelude	RIAM Piano Album 2023-26
Chopin	Cantabile (A Keyboard Anthology, 2nd series: Book IV)	ABRSM
Copland, A	Midsummer Nocturne	Boosey & Hawkes
Grieg	Poetic Tone Picture, Op. 3 No 6	Edition Peters
Groves	Chanson du Chasseur (L'Almanach aux Images)	Stainer & Bell
Haughton, A.	Nocturne (from More Rhythm and Rag)	ABRSM
Ireland, J.	The Holy Boy (from Preludes)	Boosey & Hawkes
Martin, P.	Ganymede (from A Quartet of Satellites)	CMC
Prokofiev	Visions Fugitives, Op. 22 No. 10	Boosey & Hawkes
Scriabin	Prelude in E minor, Op. 11 No 4 (A Keyboard Anthology, 2nd series: Book V)	ABRSM
Spanswick, M.	Spiralling (from No Words Necessary)	Schott

GRADE VII

COMBINED AURAL AND THEORETICAL REQUIREMENTS (15 marks)

The combined aural/theoretical test comprises four sections in Grade VII (aural/visual observation, memory, reading, and intervals)

Aural/Visual Observation

- The candidate will be given a copy of a piece that will be played twice by the examiner. After the first hearing, state the tonic key, the relative of the tonic, and the dominant key. Knowledge of the following keys is required: majors and minors to two sharps and two flats. After the first or second hearing comment as requested on the structure of the piece. After the second hearing, locate a perfect and/or imperfect cadence and indicate where the music modulates to the relative major/minor or dominant key.

Memory

- Clap the rhythm of the lower line of a short two-part extract, which will be played three times. The pulse will be given before the first playing.
- Sing, hum, or whistle the melody from the upper line of a short two-part extract (range of up to an octave) in a major or minor key, which will be played three times. The pulse will be provided before the first playing, as well as the tonic chord and starting note.

Reading

- Sing, hum, whistle, or sing in sol-fa at sight a four-bar major or minor melody (range of up to an octave, including skips of a third and leaps of a fifth) in either simple triple or quadruple time. The starting pitch will be altered to accommodate the candidate's range where requested. The tonic chord and starting note will be provided.

Intervals

- Sing, hum, whistle, or sing in sol-fa a minor third and/or sixth above a pitch played by the examiner.
- Sing, hum, whistle, or sing in sol-fa both notes a selection of major and perfect harmonic intervals (major second to perfect octave) played twice by the examiner, and identify the interval.

For exam preparation, *Sample Aural Tests: Senior Grades for RIAM Exams* is available from music stockists.

Please note that on the presentation of a RIAM Theory & Harmony certificate for Grade VII or higher, candidates will be awarded a full fifteen marks for the aural/theoretical section in the practical exam. The RIAM theory workbook *Music Workout: Grade 7* by Jean Archibald and Bernadette Marmion has been specifically designed for RIAM theory Grade VII, and is available from music stockists.

SIGHT READING (10 marks)

Candidates to play a piece of music of suitable difficulty. The RIAM piano sight-reading book *Let's Read Some More: Grade 7* by Jean Archibald, Bernadette Marmion, and Marie Moran has been specifically designed for RIAM Grade VII.

GRADE VIII

SCALES AND ARPEGGIOS

(15 marks)

All scales and arpeggios to be prepared hands together only, except where stated otherwise.

All scales to be played legato (except double octaves), and from memory.

SCALES	KEYS	OCTAVES
Similar motion	Major	
	C, G, D, A, E, B, F \sharp , D \flat , A \flat , E \flat , B \flat , F	4
	Minor: harmonic OR melodic (candidate's choice)	
	A, E, B, F \sharp , C \sharp , G \sharp , E \flat , B \flat , F, C, G, D	4
	Minor: harmonic AND melodic (examiner's choice)	
	F \sharp , C \sharp , G \sharp , B \flat , E \flat	4
Chromatic	Starting on any note	4
Third apart	Major	
	G, A, B, D \flat , E \flat , F	4
	Minor: harmonic OR melodic (candidate's choice)	
	A, B, C \sharp , E \flat , F, G	4
Double octaves (staccato)	Major: hands separately AND together (examiner's choice)	
	C, G, D, A, E, B, F \sharp , D \flat , A \flat , E \flat , B \flat , F	2
Contrary motion	Major	
	G, A, B, D \flat , E \flat , F	2
	Harmonic Minor	
	A, B, C \sharp , E \flat , F, G	2

GRADE VIII

	Chromatic Contrary Motion	
	Starting on B, C, F, F \sharp , G	2
ARPEGGIOS		
	Root position	
	Major	
	C, G, D, A, E, B, F \sharp , D \flat , A \flat , E \flat , B \flat , F	4
First inversion	Minor	
	A, E, B, F \sharp , C \sharp , G \sharp , E \flat , B \flat , F, C, G, D	4
	Major	
	C, G, D, A, E, B, F \sharp , D \flat , A \flat , E \flat , B \flat , F	4
Second inversion	Minor	
	A, E, B, F \sharp , C \sharp , G \sharp , E \flat , B \flat , F, C, G, D	4
	Major	
	C, G, D, A, E, B, F	4
Root position	Minor	
	A, E, B, D, G, C, F	4
	Dominant 7ths	
	C, A, F \sharp (i.e. starting on G, E, C \sharp)	4

GRADE VIII

PIECES

(60 marks, 20x3)

Candidates must prepare three pieces, **one from each List A, B, C** from the Royal Irish Academy of Music Grade VIII syllabus, or from the Royal Irish Academy of Music *Grade VIII Piano Album* (2023–2026). The piano albums are available from music stockists.

LIST A

COMPOSER	PIECE	SUGGESTED PUBLISHER/EDITION
Bach, J.S.	French Suite in G, BWV 816 (Allemande)	RIAM Piano Album 2023-26
Bach, J.S.	Partita in D, BWV 828 (Aria)	Henle
Bach, J.S.	Any fugue from the <i>48 Preludes & Fugues</i> , BWV 846-893	Henle
Handel	Capriccio in G minor, HWV 483	Henle
Handel	Allemande from Suite in F minor, HWV 433	Henle
Handel	Fantasia in C, HWV 490	Henle
Scarlatti	Sonata in D minor, K1	Editio Musica Budapest
Scarlatti	Sonata in D minor, K191	Editio Musica Budapest
Telemann	Fantaisie in G minor, TWV 33:8	RIAM Piano Album 2023-26

LIST B

Bartók	Sonatina, 1st mvt	Editio Musica
Beethoven	Allegretto in C minor, Wo053	Henle
Beethoven	Bagatelle in G, Op. 126 No.1	Henle
Haydn	Sonata in C minor, Hob XVI No 20, 1st mvt	Henle
Haydn	Sonata in F, Hob XVI No 23, Finale (Presto)	RIAM Piano Album 2023–26
Kabalevsky	Sonatina Op. 13 No. 1, Finale (Presto)	Boosey & Hawkes
Mozart	Fantaisie in D minor	RIAM Piano Album 2023–26
Mozart	Sonata in D, K284, 1st mvt	Henle
Schubert	Sonata in A, D664, 2nd mvt	Henle

GRADE VIII

LIST C

Chopin	Prelude Op. 28 No 15, 'Raindrop'	Henle
Collins, P.	Scherzo	CMC
Debussy	Rêverie	RIAM Piano Album 2023-26
Field	Nocturne No. 10 in E minor (listed as No. 9 in some editions)	Edition Peters
Joplin	Bethena (Ragtime Waltz)	Schirmer
Kabalevsky	Prelude in A minor, Op. 38 No. 2	Boosey & Hawkes
Martin, P.	Dance (from <i>Suite for Siobhan</i>)	CMC
Messiaen	Prelude: La Colombe	Durand
Ravel	Sonatine, 2 nd mvt	Durand
Robinson, F.	Absence	RIAM Piano Album 2023-26
Satie	Sonatine Bureaucratique	Henle
Schumann, C.	Pièce Fugitive, Op. 15 No. 1	Breitkopf & Härtel

COMBINED AURAL AND THEORETICAL REQUIREMENTS (15 marks)

The combined aural/theoretical test comprises four sections in Grade VIII (aural/visual observation, memory, reading, and intervals and triads).

Aural/Visual Observation

- The candidate will be given a copy of a piece that will be played twice by the Examiner. After the first playing state the tonic key, the relative of the tonic, and the subdominant and dominant keys. Knowledge is required of the following keys: majors to three sharps and three flats; minors to two sharps and two flats. After the first or second hearing comment as requested on the structure of the piece and the similarities and differences between sections. After the second hearing, describe the cadences and modulations indicated by the Examiner.

Memory

- Sing, hum, or whistle the melody from the lower line of a short two-part extract (range of up to an octave) in a major or minor key, which will be played three times. The pulse will be provided before the first playing, as well as the tonic chord and starting note.

Reading

- Sing, hum, or whistle at sight a four-bar major or minor melody (range of up to an octave and an upbeat may be included) in either simple triple or quadruple time, or compound duple time. The starting pitch of the test will be altered to accommodate the candidate's range where requested. The tonic chord and starting note will be provided. Tonic sol-fa is equally accepted.

GRADE VIII

Intervals and Triads

- Sing, hum, whistle, or sing in sol-fa both notes from a selection of major, minor, and perfect harmonic intervals (major second to perfect octave, minor third and minor sixth) played twice by the Examiner, and identify the interval.
- Sing, hum, whistle, or sing in sol-fa all three notes from selection of major and minor triads in root position, first and second inversions. State the tonality of the triad and its position.

For exam preparation, *Sample Aural Tests: Senior Grades for RIAM Exams* is available from music stockists.

Please note that on the presentation of a RIAM Theory & Harmony certificate for Grade VIII or higher, candidates will be awarded a full fifteen marks for the aural/theoretical section in the practical exam. The RIAM theory workbook *Music Workout: Grade 8* by Jean Archibald and Bernadette Marmion has been specifically designed for RIAM theory Grade VIII, and is available from music stockists.

SIGHT READING (10 marks)

Candidates to play a piece of music of suitable difficulty. The RIAM piano sight-reading book *Let's Read Some More: Grade 8 & Senior Certificate* by Jean Archibald, Bernadette Marmion, and Marie Moran has been specifically designed for RIAM Grade VIII.

NOTES

SENIOR CERTIFICATE

SCALES AND ARPEGGIOS (15 marks)

All similar motion scales and arpeggios are to be prepared hands together only (except double thirds), to be played legato (except double octaves), and from memory.

SCALES SIMILAR MOTION	KEYS Major	OCTAVES
	C, G, D, A, E, B, F#, Db, Ab, Eb, Bb, F	4
	Minor: harmonic AND melodic (examiner's choice)	
	A, E, B, F#, C#, G#, Eb, Bb, F, C, G, D	4
Staccato	Major C, G, D, A, E, B, F	3
Sixth apart	Major C, D, E, F#, Bb, Ab	4
	Harmonic Minor E, F#, G#, D, C, Bb	4
Chromatic	Starting on <u>any note</u>	4
Double Thirds (legato) (hands separately)	Major Bb	2
Double Octaves (staccato) (hands together only)	Major C, D, E, F#, Bb, Ab	2
	Minor: harmonic Or melodic (candidate's choice)	
	E, F#, G#, D, C, Bb	2
CONTRARY MOTION	Major C, D, E, F#, Bb, Ab	2

SENIOR CERTIFICATE

		OCTAVES
CONTRARY MOTION	Harmonic Minor E, F#, G#, D, C, Bb	2
Contrary Chromatic	Starting on any note	2
ARPEGGIOS	ROOT POSITION Major C, G, D, A, E, B, F#, Db, Ab, Eb, Bb, F	4
	Minor A, E, B, F#, C#, G#, Eb, Bb, F, C, G, D	4
	FIRST INVERSION Major C, G, D, A, E, B, F#, Db, Ab, Eb, Bb, F	4
	Minor A, E, B, F#, C#, G#, Eb, Bb, F, C, G, D	4
	SECOND INVERSION Major C, G, D, A, E, B, F#, Db, Ab, Eb, Bb, F	4
	Minor A, E, B, F#, C#, G#, Eb, Bb, F, C, G, D	4
Root position only	DOMINANT SEVENTHS In the keys of B, D, Ab (i.e. starting on F#, A, Eb)	4
Root position only	DIMINISHED SEVENTHS Starting on D, F#, A#	4

SENIOR CERTIFICATE

PIECES

(60 marks, 20x3)

Candidates must prepare three pieces, **one from each List A, B, C** as indicated below.

LIST A

COMPOSER	PIECE	SUGGESTED PUBLISHER/EDITION
Bach, J.S.	Any <u>paired</u> Prelude and Fugue	Henle
Bach, J.S.	Allemande and Gigue from any <u>one</u> French Suite	Henle
Handel	Any two consecutive movements from any suite, HWV 426–433	Henle
Scarlatti	Any two contrasting sonatas	Editio Musica Budapest
Shostakovich	Any <u>paired</u> Prelude and Fugue from Op. 87	Edition Peters

LIST B

Beethoven	Sonata in F minor, Op. 2 No. 1, 1st mvt	Henle
Beethoven	Sonata in E, Op. 14 No. 1, 1st mvt Sonata	Henle
Haydn	Two consecutive movements from: Sonata in F, Hob XVI No. 23	Henle
Haydn	Two consecutive movements from: Sonata in G, Hob. XVI No. 27	Henle
Hindemith	Sonata No. 2, 1st mvt	Boosey & Hawkes
Mozart	Two consecutive movements from: Sonata in C, K279	Schott
Mozart	Two consecutive movements from: Sonata in Eb, K 282	Henle
Mozart	Two consecutive movements from: Sonata in D, K311	Henle
Ravel	Sonatine, 1st mvt	Henle
Schubert	Impromptu in Ab, Op. 90 No. 4, D899	Durand

LIST C

Beach, A.	Farewell, Summer, Op. 102 No.1	Kalmus
Brahms	Intermezzo, Op. 118 No. 2	Henle
Chopin	Nocturne in E, Op. 62 No. 2	Henle
Clarke, R.	Tread Softly	CMC
Coleridge-Taylor, S.	Deep River, Op. 59 No.10 (from <i>24 Negro Melodies</i>)	Boosey & Hawkes

SENIOR CERTIFICATE

LIST C (cont.)

Debussy	Any one movement from Images, Book 1	Durand
Dring, M.	Blue Air (from <i>Colour Suite</i>)	Boosey & Hawkes
Geary, B.	And lastly came cold February	CMC
Janáček	In the Mists, No. 1 (Andante)	Bärenreiter
Poulenc	Improvisation No. 15 in C minor: ‘Hommage à Edith Piaf’	Durand
Rachmaninov	Any one prelude from Preludes Op. 23	Boosey & Hawkes
Schumann	Faschingsschwank aus Wien, Op. 26: ‘Intermezzo’	Henle
Turina, J.	Tango (from <i>Danzas Andaluzas</i> , Op. 8)	sheetmusicplus.com

VIVA VOCE

(5 marks)

Candidates will be asked questions in relation to the following list but will not necessarily be asked about each area:

- Answer questions on the mechanism of the piano;
- Demonstrate an understanding of the style of the pieces performed;
- Discuss the technical demands of the pieces;
- Discuss the approach taken when preparing the pieces, including any difficulties and how they were overcome.

COMBINED AURAL AND THEORETICAL REQUIREMENTS

(10 marks)

The combined aural/theoretical test comprises three sections in Senior Certificate (aural/visual observation, memory, and reading).

Aural/Visual Observation

- The candidate will be given a copy of a piece that will be played twice by the examiner. After the first or second playing, state the opening key and any subsequent modulations, or identify and describe the cadential areas. Knowledge of the following keys is required: majors and minors to three sharps and three flats. After the second playing, comment on the texture, or structure of the piece, or on the style and texture. The examiner will choose the questions.

SENIOR CERTIFICATE

Memory

- Sing, hum, or whistle the melody from the lower line of a short two-part extract (range of up to an octave) in a major or minor key, which will be played three times. The pulse will be either simple triple, quadruple, or compound duple time and will be provided before the first playing, as well as the tonic chord and starting note.

Reading

- Sing, hum, whistle, or sing in sol-fa at sight a four-bar major or minor melody (range of an octave) in either simple triple, quadruple, or compound duple time. The starting pitch will be altered to accommodate the candidate's range where requested and the tonic chord will be provided.

For exam preparation, *Sample Aural Tests: Senior Grades for RIAM Exams* is available from music stockists.

Please note that on the presentation of a RIAM Theory & Harmony certificate Senior Certificate grade, candidates will be awarded a full ten marks in the aural/theoretical section in the practical exam. The RIAM theory workbook *Music Workout: Grade 8* by Jean Archibald and Bernadette Marmion is the suggested workbook for those preparing Senior Certificate as it also provides the fundamental components for this level. It is available from music stockists.

SIGHT READING (10 marks)

Candidates to play a piece of music of suitable difficulty. The RIAM piano sight-reading book *Let's Read Some More: Grade 8 & Senior Certificate* by Jean Archibald, Bernadette Marmion, and Marie Moran has been specifically designed for RIAM Senior Certificate.

NOTES

PIANO DUETS

- ✓ The duet exam consists of the performance of two pieces only.
- ✓ **Choose any two pieces from the list provided for the relevant grade.**
- ✓ Any authoritative edition may be used for the exam, but those listed in the syllabus are recommended.
- ✓ Original music must be used: only photocopies will result in disqualification.
- ✓ Examiners should be supplied with a copy of the music.

DUETS: PREPARATORY GRADE

ARRANGER/COMPOSER/EDITOR	PIECE	PUBLICATION
Barrett, Carol	<div> Berceuse Au Clair de la Lune Twice as Nice Gavotte </div>	<i>Chester's Piano Duets, Book 1</i> (Chester Music)
Carse, Adam	<div> Aiken Drum Doll's Waltz In A Minor Key J'ai du Bon Tabac Little Bo-Peep </div>	<i>A Little Concert, Book 1</i> (Stainer & Bell)
Hall, Pauline	<div> Camptown Races Emerald Isle The Irish Washerwoman </div>	<i>Duets with a Difference: Piano Time Duets Book 1</i> (OUP)
Thompson, John	<div> Country Gardens Land of Hope and Glory The Elephant </div>	<i>John Thompson's Easiest Piano Course, First Piano Duets</i> (Dorsey Brother)
Waldteufel	The Skater's Waltz	<i>Making the Grade Together, Book 1</i> (Chester Music)

DUETS: JUNIOR GRADE

ARRANGER/COMPOSER/EDITOR	PIECE	PUBLICATION
Barratt, Carol	Michael Finnigan	<i>Chester's Piano Duets Book 1</i> (Chester Music)
Bell, D.	Bobby John Capers	<i>Festival Series of Piano Duets</i> (Curwen)
Brahms	<div> Waltz Op. 39 No. 2 in E Waltz Op. 39 No. 3 in G# minor Waltz Op. 39 No. 15 in A Waltz Op. 39 No. 16 in D minor </div>	<i>Waltzes Op. 39: Simplified Version</i> (Henle Verlag)
Diabelli (Arr. Waterman & Harewood)	Scherzo	<i>Piano Lessons, Book 1</i> (Faber Music)
Grieg	The Death of Ase Anitra's Dance	<i>Peer Gynt Suites Nos 1 & 2, Opp. 46 & 55 for Piano Duet</i> (Edition Peters)
Griffiths, D.	The Little Cuckoo	<i>Festival Series of Piano Duets</i> (Curwen)
Scull, H. (Arr. Hall, P.)	Lullaby	<i>Duets With A Difference, Book 1</i> (Oxford)
Schumann	Waltz from Children's Ball, Op. 130 No. 2	<i>Pictures from the East and Children's Ball</i> (Music Minus One)
Waterman, F.; Harewood, M. (Arrs.)	Russian Dance	<i>Piano Lessons, Book 1</i> (Faber Music)

DUETS: INTERMEDIATE GRADE

ARRANGER/COMPOSER/EDITOR	PIECE	PUBLICATION
Bartók	Frolic	<i>The Joy of Piano Duets</i> (Yorktown Music Press)
Bizet	La Poupée, No. 2	<i>Jeux D'Enfants Op. 22 for Four Hands</i> (Edition Peters)
Diabelli	Romance & Rondo from Sonatina No. 1	<i>Sonatinas Op.63 for Four Hands</i> (Kalmus)
Dussek	Allegretto from Sonata in G	<i>Studio 21: Duets</i> (Universal Edition)
Lutoslawski	An Overheard Tune	<i>Zaslyszana Melodyika for Piano Duet</i> (PWM Edition)
Norton	Rio Nights	<i>Microjazz Duets Collection 3</i> (Boosey & Hawkes)
Ravel	Pavane de la Belle au Bois Dormant	<i>Duet Classics for Piano Book 3</i> (Alfred Music)
Reger	Any <u>one</u> of the Six Waltzes	<i>Six Waltzes for Four Hands Op. 22</i> (Universal Edition)
Satie	Movement 1	<i>3 Morceaux en Forme du Poire</i> (Bärenreiter)

DUETS: SENIOR GRADE

ARRANGER/COMPOSER/EDITOR	PIECE	PUBLICATION
Beethoven	Sonata in D major	<i>Op.6</i> (Any authoritative edition)
Benjamin, A.	Jamaican Rumba	<i>Jamaican Rumba Piano Duet</i> (Boosey & Hawkes)
Brahms	Waltz No. 6 in C# Waltz No. 14 in A minor	<i>Waltzes for Piano Four-Hands Op. 39</i> (Universal Edition)
Debussy	Any <u>one</u> of Six Epigraphes Antiques	<i>Antiques for Piano Four-Hands</i> (Henle Verlag)
Debussy	En Bateau Cortège Menuet Ballet	<i>Petite Suite for Piano Duet</i> (Edition Peters Urtext)
Debussy	Golliwogg's Cakewalk	<i>Golliwogg's Cakewalk pour piano à quatre mains</i> (Durand)
Dvořák	Legend No. 3 in G minor	<i>Legends, Op. 59</i> (Henle Verlag)
Dvořák	Slavonic Dances No. 1	<i>Slavonic Dances for Piano Duet Op. 46</i> (Bärenreiter)
Gavrilin	Waltz <u>or</u> Tarantella	<i>Piano Duet from the ballet Anyuta</i> (sheetmusicplus.com)
Grieg	Morning Mood	<i>Peer Gynt Suite Nos 1 & 2, Opp. 46 & 55 for Piano Duet</i> (Edition Peters)
Moszkowski	Spanish Dance No. 1	<i>Spanish Dances Op. 12</i> (Alfred Music)
Moszkowski	Polish Folk Dance No. 4, Krakowiak	<i>Polish Dances Op. 55 Piano Duet</i> (Edition Peters)
Mozart	Fantasia No. 1 in F minor, Adagio	<i>K594 for Piano Duet</i> (Schirmer)

Rebikov

Petite Suite

Suite for Piano (Four Hands) (IMSLP)

Rubenstein

Any one of: Six Characteristic Pieces

Piano Duet, Op. 50 (IMSLP)

Strauss, J.

The Gypsy Baron or Can-Can

Die Fledermaus, Op. 56: Piano Duet (Kalmus)

RECITAL CERTIFICATE

- ✓ The recital certificate is open to solo and duet programmes or any piano ensemble.
- ✓ The pass mark is 70 (the graded exam pass mark is 60).
- ✓ Performance exam only (no scales, aural, sight-reading, or theory tests).
- ✓ A copy of all the music should be supplied to the examiner, while the original must also be in the room.
- ✓ Failure to produce original music will result in disqualification.
- ✓ Where there are awkward page turns, candidates may invite their own page-turner to assist. Alternatively, photocopies of the extra pages are accepted. The examiner is not in a position to act as page-turner.
- ✓ Programme notes must be supplied to the examiner; **this area has been revised, please read criteria carefully**
- ✓ Common errors that result in the deduction of marks:
 - an over-reliance on current/recent syllabus;
 - an over-reliance on repeated sections;
 - a programme under or over the allotted time;
 - an inappropriate standard including inappropriate arrangements of music;
 - failure to produce programme notes;
 - failure to provide a copy of the music for the examiner.

RECITAL CERTIFICATE

The Recital Certificate offers both the candidate and the teacher the option to explore repertoire beyond that of the graded exams, as well as to explore works that specifically appeal to the student. Greater emphasis is placed on the candidate's sense of performance including the ability to present a programme that is technically and musically secure. Variety is important and offers a lot of freedom in the selection process. Here, variety is not restricted to performing works from different eras: for example, a candidate may be more at ease playing nineteenth-century works, a particular composer, or style. In this case, works entirely from this era/composer/style would be appropriate as long as there is variety throughout the programme; a complete sonatina or sonata would be equally suitable.

Educationally, this exam choice encourages the candidate to develop greater awareness of works by a composer they may like, contemporaries of that composer, the genre, style, and context. Moreover, there is an abundance of contemporary music waiting to be discovered at the *Contemporary Music Centre* <https://www.cmc.ie/>. The decision to include written programme notes was to encourage the student to think of the character and style of the works being played and the message they would like to communicate to their audience.

The Recital Certificate affords candidates the opportunity to become familiar with various recordings and editions of a work, and encourages them to attend, where possible, live performances, to plan a programme, to undertake background research, and to interpret the music in an artistic manner. Similar to a performer in a concert hall, the candidate should dictate the pacing of the recital and communicate the music to the audience (the Examiner in this case) in a meaningful manner. Pieces do not have to be played from memory but candidates may do so if they are fully comfortable with playing from memory; most importantly, a sense of performance is expected in the room. Although scales, sight-reading, aural tests, and theory do not form part of this assessment, they are integral to the development of any musician and facilitate the learning and greater understanding of works. We encourage candidates and teachers to maintain this area of study.

RECITAL LEVELS

JUNIOR The standard for this recital equates to RIAM Grades II–III. The duration of the recital should be 5–10 minutes . A minimum of two pieces (or movements from a piece) must be performed. More than two pieces may be required to meet the time requirement.
INTERMEDIATE The standard for this recital equates to RIAM Grades V–VI. The duration of the recital should be 12–15 minutes . A minimum of three pieces (or movements from pieces) must be performed. More than three pieces may be required to meet the time requirement.
ADVANCED The standard for this recital equates to RIAM Grade VIII or higher. The duration of the recital should be 20–25 minutes . A minimum of three pieces (or movements from pieces) must be performed. More than three pieces may be required to meet the time requirement.

On completion of a successful programme, the candidate will be awarded a certificate and a medal (70–79 Bronze medal, 80–89 Silver medal, 90+ Gold medal)

RECITAL CERTIFICATE

CHOOSING A PROGRAMME

- Candidates should choose a programme that will display their imagination, technical strengths, and musical preferences, as well a programme that they will enjoy practising and performing.
- Candidates are encouraged to explore repertoire beyond the RIAM Exams syllabus (over-reliance on recent or current syllabus will be penalised), but a work or some works from the syllabus may be included if the programme consists of numerous pieces.
- Works from outside the classical genre, such as jazz, popular and film music, or Irish traditional music are accepted; where jazz features in the programme, the performer may like to include an improvisation.
- If performing film or popular music, the music must be from a good-quality arrangement.
- Candidates may wish to perform their own compositions, but they must be of the required standard.
- Candidates might browse a library, music shop, or compilation book for ideas; there are many compilation albums for the piano which can be useful sources of repertoire.
- Simplified editions of classical repertoire are not accepted; the candidate should work from original versions.
- Extracts from works are not accepted; the full piece should be played.
- Overuse of repeats should be avoided but *Da Capo* and *Dal Segno* should always be observed.
- Variety is expected but note that there can be variety within the works of any one composer, or within the same period of music. Variety does not necessarily mean the candidate should perform a piece from different eras.
- Where a piece may be technically or musically below the required standard, it should be balanced with a piece more difficult than the required standard.

CATEGORIES EXAMINED

Technical ability (30 marks)

Technical ability is integral to any recital. The examiner will look for clarity and accuracy in fingerwork, co-ordination between hands, rhythmic security, security of pulse, a good tone, and where appropriate, pedalling,

Interpretation (30 marks)

All pianists are essentially interpreting the music they play. No two performers or even performances will be exactly the same. The Examiner will look for an understanding of the style and period of the works presented. The ability to set the mood and portray the character will also be considered. Interpretation equally includes dynamics/well-controlled dynamics, phrasing, articulation, and the ability to portray the character of the chosen pieces.

Overall impression and choice of programme (40)

In overall impression, the technical ability and interpretation categories will be once again taken into consideration. Here, the Examiner will also consider the timing of the programme (exceeding or falling short of the allotted time will be penalised). The written programme and its presentation will be taken into

RECITAL CERTIFICATE

account. The ability to communicate to and engage with the audience through the programme will be assessed. The pacing of the programme and its suitability to the performer is also important, as is whether the performer played with style, originality, and flair. Although the appropriate standard will equally be observed, the quality of the performance is crucial.

PROGRAMME NOTES GUIDELINES

The programme notes requirement for the recital certificate is first and foremost to enhance the student's appreciation of the works being performed as well as the student's overall learning experience. As this area may be new to RIAM Grade Exams students, there is flexibility in writing the programme notes: we encourage students to write a brief paragraph in their own words outlining their reasons for choosing the programme and/or their personal description of the works. For students who prefer a more structured approach to writing programme notes, see guidelines below to get started. **Please note:** these are guidelines only; the student may wish to include some or all of the suggested categories, or touch on other sections not listed.

Junior (up to and no more than 100 words per piece)

Provide a list of the pieces being presented and their composers. Separately, but in the same document, the following may be considered:

- the title of the piece
- the name of the composer
- year and place of birth and death where applicable
- reference to the era
- in the candidate's words, a brief description of the work (the character and what gives the work its character; for example, articulation, tempo, tonality, dynamics, texture).

Intermediate (up to and no more than 120 words per piece)

Provide a list of the pieces being presented and their composers. Separately, but in the same document, the following may be considered:

- the title of the piece
 - the name of the composer
 - year and place of birth and death where applicable
 - reference to the era
 - a brief paragraph on the composer(s) outlining their main achievements
 - in the candidate's words, a brief description of the work (the character and what gives the work its character – articulation, tempo, tonality, dynamics, texture).
-

RECITAL CERTIFICATE

Advanced (up to and no more than 150 words per piece)

Provide a list of the pieces being presented and their composers. Separately, but in the same document, the following may be considered:

- the title of the piece
 - the name of the composer
 - year and place of birth and death where applicable
 - reference to the era – its hallmarks, and how it relates to the piece
 - a brief paragraph on the composer(s) outlining their main achievements
 - A brief description of the work and any facts or information you feel is relevant to it and that might enhance the audience's appreciation of the work
 - A brief paragraph on the recital (for example, did you specifically pick a theme throughout? Why did you choose this specific programme?).
-

NOTES

THEORY AND HARMONY

COMPILED BY JEAN ARCHIBALD, BERNADETTE MARMION, AND MARIE MORAN

- ✓ The theory workbook series *Music Workout* supports the RIAM Theory and Harmony exams and is available for preparatory grade up to Grade VIII.
- ✓ *Music Workout* covers sight-clapping, sight-singing, interval training, and written exercises. It progressively develops the theoretical component of music, including harmony and melody writing, harmonic analysis, as well as general musicianship. At the senior grades, it broadly addresses the Baroque, Classical, and Romantic eras and offers suggested reading for further research.
- ✓ Past exam papers, piano tracks, and other useful resources can be found by clicking [here](#) (www.riam.ie: 'Exam Supports')
- ✓ The Theory and Harmony exams take place twice a year (generally in May and November).
- ✓ Grades Preparatory to Grade 5 are fully online, all questions can be completed onscreen. For more information please click [here](#) (www.riam.ie: 'Online Theory Exams'). Candidates will require the use of a device that has a screen, and can access the internet.
- ✓ Grades 6 to Senior Certificate are all paper based. The paper must be downloaded in advance, completed and then scanned and uploaded on the designated day of exam. For more information please click [here](#) (www.riam.ie: 'Online Theory Exams'). A printer, paper, pencils (dark, clear), and a device that can scan (or take a picture of) the completed paper are all required.
- ✓ Check that the correct name and grade is registered for your exam before completing or uploading your paper.
- ✓ The *Music Workout* series complements the practical aspect of music education and is the RIAM recommended material to assist music tuition and development of musicianship.

- ✓ Candidates are exempt from the theory section in the practical exam on the presentation of a successful RIAM Theory and Harmony certificate, or result sheet, of the equivalent grade or higher. At the senior grades, (Grade VI–Senior Certificate) candidates are exempt from the combined aural/theoretical test.

THEORY AND HARMONY

PREPARATORY GRADE (1 hour)

- Note values of semibreve, minim, dotted minim, and crotchet. Rest values of semibreve, minim, and crotchet.
 - Time signatures: the top number only of $\frac{2}{4}$, $\frac{3}{4}$, $\frac{4}{4}$.
 - Naming notes on the stave only in the Treble/G clef and Bass/F clef.
 - Observation of the above elements in relation to a melody written in either the Treble/G clef or Bass/F clef.
-

GRADE I (1 ½ hour)

- Note values of semibreve, minim, dotted minim, crotchet, dotted crotchet, and quaver. Rest values of semibreve, minim, and crotchet.
 - Time signatures: $\frac{2}{4}$, $\frac{3}{4}$, $\frac{4}{4}$, C.
 - Stave: Treble/G clef or Bass/F clef to one ledger line above and below the stave.
 - Use of sharp and flat signs.
 - Scales: major scales (C and G) in both clefs. To be familiar with the relevant tonic solfa names and to understand the positioning of the tones and semitones and the use of key signature.
 - Observation of the above elements in answering simple questions about a melody including some terms and signs.
-

GRADE II (1 ½ hours)

- Note values of semibreve to semiquaver inclusive. Dotted notes and tied notes. Rest values of semibreve to quaver inclusive.
 - Grouping of notes and rests in $\frac{2}{4}$, $\frac{3}{4}$, and $\frac{4}{4}$ times.
 - Stave: notes to the second space above and below treble and bass staves.
 - Use of sharp, flat, and natural signs.
 - Scales: major scales, key signatures, and tonic triads of C, G, D, and F, and their application in recognising the key of a piece. Using accidentals instead of key signature and using relevant tonic solfa.
 - Observation of the above elements in answering simple questions about a melody including more terms and signs.
-

GRADE III (2 hours)

- Note values of semibreve to semiquaver including quaver triples. Rest values of semibreve to semiquaver.
- Time signatures: simple duple $\frac{2}{4}$, $\frac{2}{2}$ C, simple triple $\frac{3}{4}$, $\frac{3}{2}$, $\frac{3}{8}$, and simple quadruple $\frac{4}{4}$, $\frac{4}{2}$, and the grouping of notes and rests in these times.
- Stave: notes to two ledger lines above and below treble and bass staves. Transcribing from treble to bass (or vice versa) at the same pitch.

THEORY AND HARMONY

- Scales and intervals: major scales, key signatures, and tonic triads of keys up to two sharps and two flats. Intervals formed from the tonic of these major keys. Minor scales, key signatures, and tonic triads of A, E, and D. To be familiar with the relevant tonic solfa names and to understand the positioning of tones and semitones. Harmonic or melodic form may be used at the candidate's choice. Composition: to compose the final two bars of a simple four bar melody of which the opening two bars are given. The melody will be in the treble/G clef, in the key of C, G, or F and in $\frac{2}{4}$ or $\frac{3}{4}$ time.
 - Observation: to answer simple questions about a melody appropriate to the grade.
-

GRADE IV (2 hours)

- Note and rest values of semibreve to demisemiquaver including crotchet, quaver, and semiquaver triplets, and triplet-note groups using rests.
 - Time signatures: all simple time signatures. Compound time signatures of $\frac{6}{8}$, $\frac{9}{8}$, or $\frac{12}{8}$ and the grouping of notes and rests in all these times.
 - Stave: notes beyond two ledger lines above and below treble and bass staves. Transposing a melody up or down one octave between treble and bass staves.
 - Scales and intervals: scales, key signatures, and tonic triads of major keys up to four sharps and four flats and of minor keys up to two sharps and two flats with both the harmonic and melodic form of minor scales and the relevant tonic solfa. Intervals formed from the tonic of these major and harmonic minor scales.
 - Observation: to answer questions about a short musical extract appropriate to the grade.
-

GRADE V (2 hours)

- Note and rest values of semibreve to demisemiquaver including double dotted notes and irregular divisions i.e. duplets, quintuplets, and septuplets.
 - Time signatures: all simple and compound times and the grouping of notes and rests in these times.
 - Clefs: the addition of the Alto/C clef. Transcribing a melody written in treble or bass clef to the alto clef at the same pitch.
 - Keys: scales and key signatures of major keys up to five sharps and flats and both forms of minor scales up to four sharps and flats. The construction of the chromatic scale. Enharmonic notes including double sharps and double flats. Technical names for the notes of the diatonic scale. Tonic triads of the above keys in root position, first inversion, and second inversion.
 - Intervals and transposition: intervals not greater than an octave formed between any two notes of the above major and minor scales to include augmented and diminished intervals. Transposed melodies in any of the following intervals: major second, major or minor third, perfect fourth or fifth. The melody will be in a major key, using only treble or bass clef and will contain no chromatic notes.
 - Instruments of the orchestra to include orchestra families, clefs used by individual instruments and their basic method of tone production.
 - Observation: questions on a musical extract to test the general understanding and application of points appropriate to the grade.
-

THEORY AND HARMONY

GRADE VI (3 hours)

Time signatures: all simple and compound times and the irregular times signatures of $\frac{5}{4}$, $\frac{5}{8}$, $\frac{7}{4}$, $\frac{7}{8}$.

- Clefs: the addition of the Tenor/C clef. Transposing up or down one octave between any of the four clefs.
 - Keys: scales, key signatures, and tonic triads with their inversions of major keys up to seven sharps and flats and both forms of minor keys up to five sharps and flats.
 - Intervals and transposition: all intervals (not greater than an octave) and the inversion of intervals. Transposing a melody either up or down by any of the following intervals: major second, major or minor third, perfect fourth or fifth. The melody will be in a major or minor key, using only treble or bass clef and will include some chromatic notes.
 - Triads and four-part chords:
 - The construction of major, minor, diminished, and augmented triads in root position on any note.
 - The writing of the following triads in keys appropriate to the grade: tonic triads in root position, first inversion and second inversion; subdominant and dominant triads in root position only.
 - Arranging the primary triads (tonic, subdominant, and dominant) as four-part chords (root position) for SATB.
 - The writing in open score (using treble and bass clefs) of a passage for SATB written in short score or vice versa.
 - The identification of the primary chords (root position) in an extract scored for piano, voices, or string quartet.
 - Composition: the composer a melody from a given opening to make a total of eight bars. Marks of tempo, phrasing, and expression to be added to the completed melody. Writing a rhythm to words using $\frac{2}{4}$, $\frac{3}{4}$, $\frac{4}{4}$, or $\frac{6}{8}$ times.
 - Observation: general questions on a musical extract to include the identification of ornaments.
 - History and instrumental knowledge: a general knowledge of the Baroque period to include style, forms, main composers, and their standard works. Terms indicating special effects on instruments and transposing instruments.
-

GRADE VII (3 hours)

- Keys, intervals, and transposition: scales and key signatures of all keys major and minor. All simple and compound intervals. Transposition of a melody by any interval in any of the four clefs.

THEORY AND HARMONY

- Melodic composition: using a given opening to compose a twelve-bar melody which should include a modulation to the dominant key or to the relative major or minor key. Marks of tempo, phrasing, and expression to be included or (at the candidate's choice) the setting of words for solo voice.
- Harmony: using the following resources: major keys C, G, D, F (chords I, ii, IV, V, vi); minor keys a, E, and D (chords i, iv, V, VI). Chords in root position with unaccented passing, and auxiliary notes.
 - To select suitable chords to harmonise cadential points in a given melody (indicate by roman numerals) and also to write the appropriate root notes in the bass.
 - To add inner parts in perfect, imperfect, plagal, and interrupted cadences for SATB in which the soprano and bass are given.
 - To write a melody above a given progression of chords. The bass line will be complete and the opening of the melody given.
- Harmonic analysis: in a given extract for piano or voices in any major or minor key, to identify chords of the tonic, supertonic, subdominant, dominant, and submediant, in root position and first inversion. The cadential $\begin{smallmatrix} 6 \\ 4 \end{smallmatrix}$ on the dominant. The dominant seventh chord in root position, unaccented passing and auxiliary notes.

History and instrumental knowledge: a general knowledge of the Classical period to include style, forms, main composers, and their standard works. General questions on an orchestral extract to include abbreviated and foreign names of instruments.

GRADE VIII (3 hours)

- Melodic composition: using a given opening to compose a sixteen-bar melody which should include some modulation to any closely related key. Marks of tempo, phrasing, and expression to be included.
OR
The setting of words for solo voice.
 - Harmony: using the following resources: all major and minor chords in root position and first inversion; diminished chords in first inversion; the use of the second inversion as cadential and passing decoration; dominant seventh chord in root position; unaccented passing notes, and auxiliary notes.
 - To indicate suitable chords to harmonise a folk song style melody (indicate by roman numerals) and also to write the notes which will form the bass line.
 - To add inner parts in a passage for SATB in which the soprano and bass are given and to show chord analysis.
 - To create a simple two-part texture by completing the treble over a given bass.
 - Harmonic analysis: in a given extract for piano or voices, to identify the above elements and in addition to recognise basic modulation, dominant seventh chord in all positions, and the use of suspensions and accented passing notes.
 - History and instrumental knowledge: a general knowledge of the Romantic period to include style, forms, main composers, and their standard works. General instrumental questions.
-

THEORY AND HARMONY

SENIOR CERTIFICATE (3 hours)

- Harmony: using the following resources: all major and minor chords (including the harmonisation of melodic minor) in root position and first inversion; diminished chords in first inversion; the use of the second inversion as cadential and passing decoration; dominant seventh chord in all positions; unaccented and accented passing notes, and auxiliary notes; accented suspensions; modulation to the dominant and relative of the tonic.
 - To indicate suitable chords to harmonise a folk song style melody (indicate by roman numerals) and also to write the notes which will form the bass line.
 - To add inner parts in a passage for SATB in which the soprano and bass are given and to show chord analysis.
 - To create a simple two-part texture by completing the treble over a given bass.
 - Harmonic analysis: in a given extract for piano or voices to identify the above elements and in addition to recognise chromatic passing notes, appoggiaturas, supertonic seventh, diminished seventh chords, and modulations to related keys.
 - Counterpoint: the writing of a straight forward two-part counterpoint by adding another melody above or below a given melody.
 - History: a general knowledge of the Impressionist and Modern periods to include style, forms, main composers, and their standard works.
 - Musical perception: general questions on an orchestral extract to include rudiments, ornaments, harmonic structure, and instruments.
-

NOTES

GENERAL THEORY

This section has been included to support candidates, teachers, and parents.
It incorporates very general theoretical information based on common errors in the exam room and areas that are frequently queried.

GENERAL THEORY

<u>TECHNICAL NAMES</u>	<u>MAJOR SOL-FA</u>	<u>MINOR SOL-FA</u>
Tonic	Do	La
Supertonic	Re	Ti
Mediant	Mi	Do
Subdominant	Fa	Re
Dominant	So	Mi
Submediant	La	Fa/Fi
Leadingnote	Ti	So/Si

In the minor, the tonic sol-fa 'so' is the subtonic rather than the leading note, which must be raised. The raised 7th is referred to as 'si' in tonic sol-fa. The tonic sol-fa can be applied to any key.

CLEFS



Treble clef or G clef, so called because it starts on the G line. It **does not** mean right hand.



Bass clef or F clef, so called because it starts on the F line. It **does not** mean the left hand.

<u>MAJOR KEYS</u>	<u>KEY SIGNATURES</u>	<u>MINOR KEYS</u>	<u>MAJOR KEYS</u>	<u>DOMINANT MAJOR</u>	<u>MINOR KEY</u>	<u>DOMINANT MINOR</u>
C	none	a	C	G Major	a	e minor
G	F#	e	G	D major	e	b minor
D	F#C#	b	D	A major	b	f# minor
A	F#C#G#	f#	A	E major	f#	c# minor
E	F#C#G#D#	c#	E	B major	c#	g# minor
B	F#C#G#D#A#	g#	B	F# major	g#	d# minor
F#	F#C#G#D#A#E#	d#	F#	C# major	d#	a# minor
C#	F#C#G#D#A#E#B#	a#	C#	G# major	a#	e# minor
F	Bb	d	F	C major	d	a minor
Bb	BbEb	g	Bb	F major	g	d minor
Eb	BbEbAb	c	Eb	Bb major	c	g minor
Ab	BbEbAbDb	f	Ab	Eb major	f	c minor
Db	BbEbAbDbGb	bb	Db	Ab major	bb	f minor
Gb	BbEbAbDbGbCb	eb	Gb	Db major	eb	bb minor
Cb	BbEbAbDbGbCbFb	ab	Cb	Gb major	ab	eb minor

Major and minor keys are related to each other because they share the same key signature. Major and minor keys also have other closely related keys, including the dominant key, awareness of which is important.

GENERAL THEORY

TIME SIGNATURES

Time signatures with 2, 3, and 4 on top are always simple, whereas time signatures with 6, 9, and 12 on top are always compound. In simple time, 2, 3, and 4 are described as duple, triple, and quadruple time respectively. In compound time, 6, 9, and 12 are duple, triple, and quadruple time respectively.

The top number indicates the quantity of beats, the bottom number indicates the value used. In simple time signatures, the quantity of beats and the value correspond. For example, in $\frac{2}{4}$ time, 2 refers to 2 crotchet beats in a bar; 4 on the bottom stands for quarter note, which is another name for crotchet. In $\frac{3}{8}$ time, 3 refers to 3 quaver beats in a bar; 8 on the bottom stands for eighth note, which is another name for quaver. In $\frac{4}{2}$ time, there are four minim beats in a bar; 2 on the bottom stands for half note, which is another name for minim.

In compound time, the beat will always be dotted. For this reason grouping is important. This means that the figures in the time signature do not correspond directly. For RIAM exam purposes, it is understood that $\frac{6}{8}$ is not defined as 6 quaver beats per bar but rather 2 dotted crotchet beats per bar. As it is duple time, you must group the 6 quavers into two groups, which gives you two dotted crotchets. In $\frac{9}{4}$ time, 9 is not nine crotchet beats per bar, instead it is three dotted minim beats per bar; as nine indicates triple time, we expect the crotchets to be grouped into three, resulting in a dotted minim. In $\frac{12}{16}$ time, there are 4 dotted quaver beats per bar as opposed to 12 semiquaver beats; as $\frac{12}{16}$ is quadruple time, there will be 4 groups of three semiquavers i.e. 4 dotted quavers.

Simple Duple	Simple Triple	Simple Quadruple	Compound Duple	Compound Triple	Compound Quadruple
2 2	3 3 3	4 4 4	6 6 6	9 9 9	12 12 12
4 2	8 4 2	8 4 2	16 8 4	16 8 4	16 8 4

ENHARMONIC EQUIVALENTS

An enharmonic equivalent is a shared pitch with a different spelling. It is a term that is applied to pitches, intervals, scales, and keys. For example, the scale of F# major is enharmonic to Gb major. The pitch Cb is enharmonic to B. The interval of a major third is enharmonic to a diminished fourth. The key of C# major is enharmonic to the key of Db major. Although all of these share the same sound, their functions are different.

INTERVALS

GENERAL THEORY

An interval is the distance between two notes. It can be melodic (notes played one after the other), or harmonic (notes played simultaneously). Keep in mind enharmonic equivalents: it is important to provide the correct spelling when dealing with intervals. Enharmonic spellings are not interchangeable. For example, C–G \sharp is an augmented fifth, not a minor sixth, which would be C–A \flat . To avoid any ambiguity first count the letter names inclusive (i.e. C is 1 all the way up to G which is 5, or C is 1 all the way up to A is 6) to get the correct numerical value; the quality of the interval then follows i.e. major, minor, perfect, diminished, augmented, compound. Familiarity with key signatures is of paramount importance when considering intervals. Remember, 4ths, 5ths, and 8ves will never be major or minor.

CHARACTER

The character of the piece is important when performing and it is something the candidate should aim to convey; in fact, all candidates should play ‘in character’. One way to consider the character is to think about how the piece should be performed. In order to make this decision, take note of the title of the piece. Is it descriptive? For example, it might read ‘Sunny Day’ or ‘Cold Day’, ‘Minuet’, or ‘Study’. What dynamic, tempo, and articulation markings have been used to conjure up these relevant scenes? In what era was it written? (See below for style appropriate to eras p76). Consider then what is characteristic of an era or style and how to bring this out in your performance.

A sunny day might mean it is happy, energetic, and bright, while a cold day might mean it is busy as people run from one heated building to another, or slow if people are grumpy and sluggish. Winter can be an equally beautiful season, and perhaps the music may lend itself to being played in a calm manner, but for others Winter is more often a bleak, cold, and damp season. For a dance, think about whether it is fast or slow, and where it was danced historically; in a castle with Royalty? In Ireland, Spain, Argentina, Russia? A Minuet, for example, is a 17th-century dance originating in the courts in France. It is a social and elegant dance, and was danced in groups.

Another way to convey the character is to think about which features give the piece its character? If a piece is happy in character, is it because of the dynamics, tempo, rhythm, articulation, register, or harmonies? Trying to capture the character helps engage the candidate’s imagination. For grades II and III however, the candidate is only required to describe the character briefly; for example, happy or sad.

STYLE AND PERIOD

Understanding the style and knowing the period of the works you perform are indispensable components of the learning experience, without which it would be difficult to convey the character and style as well as to reflect, where possible, the intentions of the composer. Each piece of music will have been written at a certain point in time. This is referred to as the period of music. Each period of music varies in duration: it may span decades or even exceed a century.

GENERAL THEORY

As a starting point, the candidate should therefore consider the following questions:

- Who composed the piece?
- During which period did the composer live?
- Is the composer still alive?
- Into which period does this work fall? (see page 77)
- Who were the composer's contemporaries?
- Where did they live and work?
- What was happening in music at this time?

Each period is characterised by certain traits, giving the music its style. For example, the sustaining pedal features a lot from the Romantic period and so we expect to use and hear the sustaining pedal in works from this time, even if it is not indicated on the score. Using the pedal in pieces from the Baroque period to the extent that it would be used in nineteenth-century pieces however, would not be stylistically appropriate. A wide dynamic range is expected in pieces from the Romantic period whereas excessive use of dynamics or a wide dynamic range would not be appropriate to the Baroque period; however terraced dynamics are expected. By contrast, a piece from the Romantic period played without dynamics and without pedal would not be able to capture the style as they are fundamental components of this period. Although the candidate is only required to identify the period of the works performed, for example, Classical, they should have an understanding of the hallmarks of the music to help them in their preparation.

The following questions should therefore be considered:

- What are the main features of the music?
- What is the structure of the music?
- Is the harmony simple or complex?
- Is the melody clearly outlined or woven between parts?
- What features make it Baroque, Classical, Romantic, Twentieth-Century music etc.? (see page 77)
- What is the character of this music?
- What gives it its character?
- For what purpose was this piece composed? (pedagogy, commission, entertainment etc.)

Posing such questions encourages the candidate to use his/her exam pieces as a starting point to explore and to engage with the rich history of music and the wealth of piano literature.

GENERAL THEORY

GENERAL CHARACTERISTICS OF MUSIC PERIODS

<p>BAROQUE PERIOD (1600–1750)</p> <ul style="list-style-type: none"> • Articulation • Sparse or terraced dynamics • Imitation between parts • Polyphonic texture • Contrapuntal • Ornamentation (e.g. mordents, trills, and turns) • Little or no pedalling 	<p>CLASSICAL PERIOD (1750–1820)</p> <ul style="list-style-type: none"> • Single melody primarily • Generally even phrase structure • Simple dynamics • Repetition, homophonic • Gradual dynamic changes • Trills • Potential pedalling • Alberti bass • Larger range than Baroque era • Modulations to closely related keys. 	<p>ROMANTIC PERIOD (1820–1900)</p> <ul style="list-style-type: none"> • Wide range • Changes in tempo • Wide range of dynamics • Frequent use of sustaining pedal • Expressive and lyrical melodies • Fuller texture • Use of rubato • Programmatic music • Chromaticism.
<p>TWENTIETH-CENTURY Incorporates numerous changes in music the following is a very brief outline:</p> <ul style="list-style-type: none"> • Dissonance • Abrupt changes in tempo, dynamics, and rhythm • Very wide dynamic and note range • Chords, and clusters • Ambiguous tonality 	<p>CURRENT/CONTEMPORARY MUSIC Similar to twentieth-century, this Music is very diverse and includes many compositional techniques.</p> <ul style="list-style-type: none"> • Composers are often interested in exploring earlier styles and incorporating them within a more modern idiom. • Dissonance • Abrupt changes in tempo, dynamics, and rhythm • Very wide dynamic and note range • Chords, and clusters • Ambiguous tonality 	

GENERAL THEORY

A tempo	Original speed	Cantabile	Singing style	Forte (f)	Loud
Accelerando	Becoming faster	Con anima	With feeling/soul/spirit	Forte Piano (fp)	Loud then immediately quiet
Adagio	Slowly	Con moto	With movement	Fortissimo (ff)	Very loud
Ad libitum	At choice/freely	Con spirito	With spirit	Fuoco	In a firey manner
Affettuoso	Tenderly	Crescendo	Gradually get louder	Giocoso	Jocular, cheerful
Alla Marcia	Style of a march	Da capo	From the beginning	Giusto	Proper/exact
Allargando	Slower and broader (stately)	Dal segno	Repeat the music from the sign	Grazioso	Gracefully
Allegretto	Fairly lively	Deciso	With determination	Larghetto	Slowish (not as slow as largo)
Allegro	Lively	Decrescendo	Gradually get quieter	Largo	Slow
Andante	Walking pace	Diminuendo	Gradually get quieter	Legato	Smooth
Animato	With spirit, animated	Dolce	Sweetly	Leggiero	Lightly
Animé	Animated	Doloroso	Sorrowful	Lento	Slow
Marcato	In a marked manner	Poco rall./rit.	Gradually slow down a little	Sforzando (sf)	Strong emphasis on the note
Meno mosso	Less movement	Presto	Very fast	Simile	In a similar way
Mezzo Forte (mf)	Moderately loud	Prestissimo	Faster than presto	Staccato	Detached
Mezzo Piano (mp)	Moderately quiet	Rallentando	Gradually slower	Subito	Suddenly
Moderato	Moderate pace	Risoluto	Determined/with intention	Tempo giusto	Strict time
Molto	Much/very	Ritardando	Gradually slower	Tranquillo	Calmly/peacefully
Non troppo	Not too much	Ritenuto	Hold back	Vivace	Lively
Pianissimo (pp)	Very quiet	Ritmico	Rhythmically	Vivo	Alive and brisk
Piano (p)	Quiet	Scherzando	In a playful		
Più mosso	More movement	Sempre	Always		

OUR SUGGESTIONS

Your pieces are more than just exam pieces: we encourage you to play and to enjoy them frequently. They should be part of your repertoire rather than being your entire repertoire. Use them to explore the world in which they were written, learn more about the composers, the type of work, the piano at the time, any developments of music and ideas related to them or that influenced them. Perhaps the composer was inspired by a play, novel, poem, work of art, sculpture, building, person, or city? Perhaps they were involved in a political or social movement. Listen to various good-quality recordings of the pieces, where available, including Reámonn Keary's recordings of the junior grades on the [RIAM YouTube channel](#). Attend live concerts. Practise theory and harmony and sight-reading to enhance your skills and how you approach your pieces. Consider a recital certificate or duet exam if you wish to break away from grades.

NOTES

RIAM EXAMS INFORMATION

COMPOSING

COMPOSITION COMPETITION

The RIAM Exams Composition Competition encourages and supports students interested in writing music. The winner will receive a cash prize and have their piece published in a Royal Irish Academy of Music piano album. This competition is open to everyone with the exception of students of the RIAM.

The following particulars will apply:

- The standard of the piece composed can be for any grade up to and including Grade V.
- The piece should be given a descriptive title.
- Entrants for this competition are advised to consult current and recent RIAM Exams Piano Albums to become familiar with the level of difficulty for each grade.
- The judges reserve the right not to declare a winner should there be no piece of a high enough standard entered.
- Age limit: under 18 on 31 December of the year of submission.
- Music should be printed or written clearly in black ink on A4 size manuscript paper. On publication of the winning compositions, the Academy reserves the right to make small editorial/typeset changes on the score, solely for the purpose of clarity.
- Prize: cheque to the value of €150 and inclusion of winning compositions in a RIAM piano album; performance of the piece by Réamonn Keary on online videos; performance of compositions by exam candidates countrywide.
- Send entries on with the title of the music clearly indicated to LC.publications@riam.ie (PDF or image files such as .jpg, .png can be submitted)

Please include your name, address, contact details, date of birth and any other relevant information. The deadline is early October of each year. Please visit the following link for up to date information: www.riam.ie/riam-exams/about-our-exams/exams-scholarships-and-competitions/under-18-composers-competition

COMPOSITION INVITATION

Composers, and those interested in composing, are invited to submit compositions for possible inclusion in the RIAM's Piano Albums from Elementary Grade to Grade V. Successful compositions will be selected for suitability of the submission and the appropriate technical development of each grade, and for interest and appeal of the composition, especially for the young pianist. For earlier grades (up to Grade I), applicants may consider arranging familiar tunes suitable for younger players. Interested composers should refer to a brief description of the technical standards.

Please submit your composition in PDF format by email to LC.publications@riam.ie

You may submit compositions at any time.

To learn more about the technical standards, as well as the fee scale and other requirements, download our Composition Guidelines at the link below, or click [here](http://www.riam.ie). (www.riam.ie: 'Compose for Us')

Due to the abundance of submissions, we will only make contact should your composition be selected.

CELEBRATING SUCCESS

For over one hundred years the Royal Irish Academy of Music has examined and inspired countless numbers of musicians through its RIAM Exams. Each year, performers and composers are identified who deserve a special commendation. We call these our ‘Spotlight Awards’.

RIAM Exams, in partnership with Ace Autobody, proudly present the RIAM Spotlight Awards— a celebration of the incredible achievements of the many thousands of students who participate in RIAM Exams and Assessments every year.

These awards celebrate the amazing talents and creativity of RIAM Exams Music and Drama students in new and exciting ways – showing that Ireland is alive with creative energy!

How it works

Examiners are asked to make a special note of inspiring performers of all ages that they thought were especially brilliant, interesting or imaginative across our Exams. If you are spotted by an Examiner, then you are already a winner!

In addition, teachers of each Spotlight Winner are sent Certificates of Recognition, celebrating their dedication and support in nurturing that artist and their performance.

All selected students are given the opportunity to post a video of their amazing performance on the RIAM website to inspire other performers and are presented with special Spotlight Award Medals.

Provincial and Gala Showcase Concerts

Provincial Spotlight Concerts take place in major performance venues of the four provinces, showcasing a selection of the Spotlight Winners and presenting all regional Spotlight awardees with their Medals.

The Spotlight Gala Concert at RIAM’s spectacular Whyte Recital Hall is the pinnacle of the year, when selected Spotlight winners from each province perform alongside special musical guests.

A Platform for Inspiration

From budding artists to seasoned performers, the Spotlight Awards recognise not only exceptional talent but also significant personal achievements.

Join us in celebrating the inspiring journeys and incredible talents of RIAM Exams students – could it be you this year?!

THE EXAM

APPLICATION

The teacher, student, or parent/guardian can register for the exam. The application can be completed online only.

For online entries, please visit: <https://exams.riam.ie>

The dropdown menu facilitates the different types of applications i.e. music, theory, recital etc. At the end of each entry, there is a section ‘inconvenient dates/specific centre’, which should be completed if there are any specific requests. The RIAM Exams Office aim to accommodate these requests where possible; however, it cannot be guaranteed.

Please note that cheque or postal applications are not accepted.

DEADLINES AND NOTIFICATION

The closing dates for exam entry are fixed for each year. To see the latest dates and fees please click [here](#) (www.riam.ie: ‘Exam Dates & Fees’)

In certain instances, late entries will be accepted subject to a late-entry fee in addition to the normal fee.

The exams’ office aims to send a minimum of two weeks’ notice to the applicant prior to the exam. The exam centre co-ordinator will receive an exam door list too. If there are any errors of any nature, please contact the exams office immediately by emailing examsoffice@riam.ie

SPECIAL NEEDS

RIAM Exams is committed to accommodating candidates with special needs where applicable. A special needs entry must be submitted with the application by ticking the box at the point of providing candidate details. This allows the candidate and examiner extra time to complete the exam, while the exam format may be adjusted to suit the candidate’s needs.

THE EXAM

EXAM DAY

On the day of the exam, the candidate will arrive at the specified exam centre for their call time, which is ten minutes before their start time. Examiners aim to keep to schedule but in some circumstances they may run ahead or behind time.

Any candidate failing to attend their exam on the date and time assigned to them will forfeit the entry fee. In case of illness, a medical certificate with a cover note should be sent in writing to the RIAM Exams Office directly with the name of the candidate, address, exam number, date, venue, and subject of the exam within seven days of the exam. In such instances, every effort will be made to reschedule or postpone the exam, or where appropriate, offer a refund. If you are aware of dates on which you or your student will not be available to be examined, these must be listed on the application.

CENTRES

Exams are held at RIAM Exams centres throughout the country. These centres will be selected by the RIAM on the basis of their suitability and availability. The same centre cannot be guaranteed each time. At least four to five hours is required to form a centre but where this is not possible every effort will be made to schedule the candidate to the nearest venue.

RESULTS

Results will be processed and posted within five weeks of the exam date.

GRACE PERIOD

The grace period was introduced in October 2017 and took effect in the February/March session of 2018. It will remain in place for the duration of this syllabus. This means that candidates now have the option of using their piano album/syllabus for an extra exam session. This session will always be the first session of the calendar year i.e. the February/March exam period, following the official end of the syllabus. You cannot mix pieces from the two different syllabuses i.e. you cannot play one piece from 2019 and two from 2020 for instance, nor can you present material in advance of the syllabus start date; for example, the 2019 piano album cannot be presented in 2018.

TRAINING AND MONITORING

Training and monitoring sessions are conducted in the Royal Irish Academy of Music during live exams. In this instance, up to three people may be in the room at one time. The official results will be those of the senior examiner even if one of the trainee examiners is conducting the exam. In the case of monitoring sessions, the senior examiner will be an observer as part of quality assurance practise and will not be the official examiner.

THE EXAM

FEEDBACK

We rely on our candidates', teachers', and parents' feedback to continue to improve the RIAM exam experience. We encourage all parties to send their positive feedback as well as any concerns they may have. Feedback is also welcome on the syllabus.

COMPLAINTS AND APPEALS

Should you wish to raise concern about the exam day please do so in writing within one week of the exam taking place.

Should you wish to appeal a mark, it must be submitted within three weeks of receiving the result.

For more information on both complaints and appeals please visit the following links:

Complaints: www.riam.ie/riam-exams/about-our-exams/exams-feedback-complaints

Appeals: www.riam.ie/riam-exams/about-our-exams/exam-appeals

PROFESSIONAL DEVELOPMENT

PROFESSIONAL DEVELOPMENT

The RIAM is committed to facilitating professional development around the country and offer courses primarily based on feedback from our examiners, teachers, students, and results. To keep up to date on courses on offer please visit our website regularly.

KEY SKILLS

At the start of every academic year, the Key Skills workshop tours the country. Led by Lorna Horan (Chief Examiner for Music, selector of the junior albums, and member of the selecting panel of the senior albums), and Professor Réamonn Keary (former senior examiner, examiner, composer, member of the RIAM piano faculty, member of the selecting panel of the senior albums, and performer of the RIAM Piano Album videos) the workshops will include a demonstration of all pieces relevant to the new syllabus. Discussion about the pieces will also be included as well as an annotated Key Skills handbook. For more information click [here](http://www.riam.ie: 'Key Skills') (www.riam.ie: ‘Key Skills’)

DipRIAM

The DipRIAM was introduced in 2016. It is a new instrumental teaching diploma that focuses primarily on the process of teaching and learning and qualifies the successful candidate to teach students up to and including Grade V. The strength of the DipRIAM is the extent to which it acknowledges and values the role of the teacher, as well as the importance of creating an effective teaching and learning environment. By using videos and case studies as part of the basis for assessment, the DipRIAM represents an exciting and innovative approach to achieving a teaching qualification.

The practical demonstration component of the diploma requires candidates to prepare all six pieces from the RIAM Grade V syllabus; there is sufficient technical and musical demands in these pieces to test a candidate’s ability to teach up to this level.

Emphasis is placed on cultivating a musical approach to teaching and learning. The syllabus also acknowledges the fact that successful teachers can differ widely in their approach and so it encourages teachers to find and explore the style and methods of teaching most suitable to them. The cycle of planning, reflecting, and evaluating encourages teachers to think about how to approach specific techniques, and how to cultivate musicality in their students.

The syllabus is deliberately tailored around the RIAM Exams graded exams syllabus.. For the current syllabus please click [here](http://www.riam.ie: 'DipRIAM') (www.riam.ie: ‘DipRIAM’)

The syllabus is subject to change and updates so please check the general DipRIAM link regularly.

PROFESSIONAL DEVELOPMENT

ADULT DIVISION & SHORT COURSES

The RIAM Adult Division provides expert group coaching, special topic training, and Continuous Professional Development to music enthusiasts and professionals. No matter your ability, experience, or age, you can develop a deep and lasting connection to music through new learning, inspirational leaders, and shared experiences.

RIAM's world-class faculty of performers and educators lead courses across a range of musical disciplines including group performance (classical and jazz), musicianship, music history and appreciation, and Continuous Professional Development for music professionals.

Whether you are a full-time or part-time musician, teacher, hobbyist, or amateur with professional ambitions, the RIAM Adult Division is a fun, creative and supportive home for music education in Ireland.

RIAM provide group instrumental and vocal lessons for adults, at a beginner / intermediate / advanced level.

Topics, subjects, and faculties that are catered for at include;

Piano

- Beginner and Intermediate Classical piano lessons
- Beginner and Intermediate Jazz piano lessons

Brass and Wind

- Clarinet, Saxophone, and Flute group lessons
- French Horn, Trumpet, and Low Brass lessons

Percussion

- Drum & Beatz beginner introduction to drums

Strings

- Guitar, and Violin lessons

Choral/Voice

- Well Sing Choir
- Choral Conducting Today course
- Singing lessons

History and Appreciation

- Historical Performance classes
- Piano, Opera, Orchestra appreciation seminars

To find more information on RIAM Adult Division & Short Course click [here](http://www.riam.ie:Adult%20Division) (www.riam.ie:Adult Division')

ACKNOWLEDGEMENTS

With special thanks and recognition for their contribution to this publication;

Selectors: Lorna Horan, Réamonn Keary, and Colma Brioscú,

Editors: Lorna Horan and Dr Melanie Brown

Proofing: Lorna Horan and Dr Melanie Brown

Typesetting and editing: Lorna Horan, Dr Melanie Brown, Andreas Ziemons and Brendan Breslin

Previous contributions (2019): Dr Majella Boland

Cover design: Nathan Somers (www.nathansomersdesign.ie)

We would also like to acknowledge the contribution of RIAM Exams teachers for their support, feedback, and suggestions toward improving the content and educational impact for their students.

Finally, thanks to RIAM Examiners for their invaluable feedback about their experiences within the exam room, and their ongoing commitment to developing and supporting RIAM syllabi.

